

# **CONEJO QUIVER**

## **February 2024 Issue**



**The February Club Shoot and General Meeting (11:30am)  
is scheduled for Sunday February 25, 2024.**

## FROM THE EDITOR

John Downey

Welcome to the February issue of the Conejo Quiver.

All of our regulars are back again so you should find something of interest. Check out Curtis' column, as well as all the photos from our members in tournaments, JOAD, and various happenings around the range.

### REMINDER:

We are always looking for items of archery interest for the Quiver, such as photos around the range, member's archery activity away from the range, i.e. tournaments, etc.

### FOR SALE:

If you have something you would like to sell that is archery related, we can put an ad in for you as well.

### Got Questions? We Got Answers!

No one has asked anything of me since last month, so I can only assume that you have no questions to pose to our highly knowledgeable staff members (or do you?). Can you stump them with an unusual archery question? Go for it! If you have a question, email it to me and I'll corral a member to get an answer for you.

Keep stick'n them pointy ends in the target. Hope to see you around the range.

Regards

John Downey, Editor

JOHNDOWNEY@SBCGLOBAL.NET



## FROM THE DESK OF THE PRESIDENT

Kurt Hoberg

### CVA Range News

**Overall Range News:** All Carpet Bales are placed in their final locations. The range is looking great due to the hard work of our amazing volunteers, even with the recent rains.



**Field Range:** It's that season, the rains are going to make the mustard grow quickly. Those who have Field lanes adopted (some are still available), please continue to assess anything that needs to be done to your lanes. I highly suggest a bi-weekly visit to your lane to knock weeds down before they become unmanageable. With the rainy season upon us it's important to keep abreast of the weed situation before it becomes a large problem.

Some quick tips for those who have adopted lanes on what to look for:

- Stand by each of the shooting stakes and clear any vegetation that is hanging into the lane and may be blocking the target from where shooters are taking their shots.
- Take a look at the shooting stakes themselves and assess if they need to be painted.
- Your lane responsibility also includes the walkup to the next target.
- Assess the bales and stands and let a Board member or Range Captain know if there are repairs needed.

Lane adoption is a great way to book your working member hours. Check the emails that come from Cathy and Richard to see what lanes are open for adoption.

**Open Range Day:** We just completed hosting our first Open Range day at CVA. Thanks, Cathy, for spearheading this event and a big thanks to all the volunteers who helped. We made some money, had three new membership signups, and if it hadn't rained on Sunday there would have been more shooters. This looks like something we'll be doing again, so be sure to watch for the next event and help out if you can.

**CA State Outdoor:** I've completed building out the tournament in the USA Archery Sport80 tool, and the tournament is open on US Archery's WEB site for registration. This is by far the largest money maker for our club, and a great way to get your tournament hours...as we need many volunteers to host a CA State level and USA Archery sanctioned tournament. I'll be going through the volunteer list for jobs and positions to help, please sign up to assist, even if you can only spare a couple of hours. The tournament is scheduled for June 21-23, with range setup scheduled for Thursday, June 19<sup>th</sup>. If you help with range setup and teardown and are planning on shooting the event, please reach out to me as I will comp you the tournament entry fees.

### **Range Security**

We continue to have issues with members not locking the tournament range gate. There has been some improvement, but the issue continues.

If you are leaving the range, lock the gate. If you are coming onto the range, lock the gate behind you. If you are unsure if you should lock the gate – lock the gate. Be careful with the locks, don't drop them, or use them as pry-bars, hammers, etc.

All Club members must do their part to secure our range.

See you on the range!

Your President,

Kurt

Remember, archery is easy. Shoot a 10, do it again!

## **FROM THE DESK OF THE VICE PRESIDENT**

**Cathy Linson, Vice President**

### **Password Protected Section of the Website**

This section of the website will continue to undergo some improvements but enough is there to get us started. I sent out the password in an all members email earlier this week. I cannot share it here since anyone can see copies of the Quiver on our website. If you did not receive the email or lost the password, please email me and I will send it to you. The password will be changed at the beginning of the new club year and will be distributed to members as they renew their membership.

To access the Members Only section of the website, go to [cvarchers.com](http://cvarchers.com) and scroll all the way to the bottom of any page. On your phone it the last link at the bottom of the page, on your computer or tablet it is at the bottom of the page on the far right under More Info. Click the link that says Members Only.

The page that pops up is titled Members Services and has 4 sections: Member Working Hours, Club Financials, Club Meeting Minutes, and By-Laws and Policies. When you click the blue box under each of those sections you will be asked to input the password. The password is the same for all 4 sections. It was set up this way to ensure that no one could "cheat" and access the page directly with a link by passing the need to enter the password. Let's look at what is currently in each section and what will be coming.

### **Member Work Hours:**

Once you enter the password you will see a page that includes a form to fill out if you want to submit hours. Any hours entered go as an email to [CVAhours@cvarchers.com](mailto:CVAhours@cvarchers.com) so Michelle can follow up if she has any questions and simultaneously are entered directly onto

the spreadsheet. Within a few minutes you will see the hours next to your membership name change to include the new submission.

You will also see a table with membership names, i.e. Last name, first initial of the primary member, and the current number of hours we have recorded for you. If you have any questions or concerns email those to Michelle at [cvahours@cvarchers.com](mailto:cvahours@cvarchers.com) or to me at [vicepresident@cvarchers.com](mailto:vicepresident@cvarchers.com).

If you continue to scroll down you will find a table with all club hours by event. And finally, a table that has membership hours worked at tournaments and membership hours worked at the Public Session. All tables in this section include all the hours we currently have on file for each membership.

#### Club Financials:

This section currently has the 2021-22 Financial Summary. Once I receive the final data for last club year, i.e 2022-23 that will be added as well.

#### Club Meeting Minutes:

As I type this, there are no meeting minutes available in this section. I hope that will change before you see this Quiver and the General Meeting Minutes from January 2024 will be there. If not, know that they are coming as soon as is practical. Over time General Meeting Minutes from last year will be available in this section, David has allowed for the possibility that we will go all the way back to 2019 which is a longer term goal.

At the very bottom of this page is a blue box that says Board Meeting Minutes. That requires a different password which only board members will have. Any member can request a copy of any board meeting minutes at any time but they are available on request only. Continue reading the remainder of this article for the

highlights of the February Board Meeting, I have been and will continue to provide those to all members a day or 2 following each board meeting as a way to keep members aware of important club issues.

#### By-Laws and Policies:

This section currently only contains Coaching Policies but will contain CVA By-laws and other important club documents as soon as it is practical to complete this section.

David Jockisch, Publicity Chair, has been largely responsible for creating this Members Only section of the website. It is a work in progress and over time will contain more information. If you have any suggestions about what you would like to see included, please contact either of us.

#### **Highlights of the 2/8/24 Board Meeting**

For the past 2 years we have been reimbursing folks for the costs to become an instructor (Level 1 and 2) or a coach (Level 3 and above) in exchange for a 3 year commitment to work a specified number of hours at the Public Session. This reimbursement includes the online training, the practical course and 2 background checks. In order to get reimbursed the training must be completed, receipts turned in and an agreement signed. Last night the board voted to extend this program to the JOAD staff.

Open Range Days was a success last weekend even though we had to cancel Sunday due to the predicted rains. We had 34 archers shoot our range with a total intake of \$433; the only outlay was a case of water. Most folks shot the two 3D courses but a few ventured out on the field range and, of course, the Back Canyon 3D warm up area was a big hit. People were very impressed with our range which resulted in 3 new memberships. The range was in excellent shape even with the rains and brief warm up. While

required staffing is only 4 people each day, a number of our Traditional Archers showed up to welcome participants and provide food, drink and comradery. Thank you to Ken Exum, Tom Cayia, Wendell Wright, Ben Shirley, Jeff Owens, Brian Rohrer, Josh Fint, Brian Carter, Carlos Parada, Rogelio Segundo, Jim Stankovich, Tom Swindell, Sandra West and anyone else who I may have missed. A special thank you to Norm Rice for making that beautiful sign that now stands at the entrance to the Back Canyon 3D.

A preliminary conversation was had with Pasadena Roving Archers regarding the 900 round for CBH State Outdoor in September being held at our range. We are currently in the fact finding stage to determine if this is something we want to take on. If we do PRA would provide all volunteers.

Four of our JOAD students attended the Las Vegas shoot last weekend. All shot well including one second place winner, congratulations! More information will be in the Quiver.

Ken Exum is stepping into the Project Management Chair position. He has 3 projects currently in preparation stages as follows:

1. Speed limit and safety signs of the road from the main parking lot to the Back Canyon 3D (signs have been ordered)
2. Roofing between bins to give us more space to store larger equipment and protect it from the elements
3. The 3D shed platform replacement

Philip Mastinick reports that the carpet bales on the Field and Middle Ridge warm up area are now double staked. As Major Equipment Chair, he has also gotten the Tractor back in service for weed abatement just in time for the mustard to start growing. He is also currently working on some of the moving targets that we use for the Bombardier Traditional Challenge.

The Back Canyon 3D is now officially NFAA Certified as of yesterday. The Middle Ridge 3D was a bit wet after the rains but the Back Canyon 3D was shootable. Both 3D ranges are cleared.

The Field Range is in good shape, all lane adoptees have been reminded to get out and check their lanes. The old straw bales have all been removed.

Remember that every working membership is required to put 4 of their hours toward a tournament. We have a number of tournaments coming up, please mark your calendars and come out to help. Watch for the sign up for the Spring Classic and Bombardier Traditional coming soon. Here are the dates for the remaining tournaments that can count toward your work hours.

**Spring Classic is March 9 & 10**

**Bombardier Traditional Challenge is March 23 & 24**

**State Outdoor is June 21-23**

**Pasadena Senior Games is July 13 & 14**

Cathy

Cathy Linson  
Vice President Conejo Valley Archers  
Vicepresident@cvarchers.com  
805-791-5102



## FROM THE PEN OF MORGAN THOMAS

February 2024

### Member Anniversaries!!!!

42 Years - Founding club members - Gordon and Claudia Marks – unofficial date!

36 Years – Rick Bowen – also an unofficial date as these first members didn't have dates for their memberships!

8 Years - Michael Brien

4 Years - Jaclyn Howerton

4 Years - Rachel Howerton

4 Years - Bill Kendall

8 Years - Kevin Knebel

2 Years - David Kurkjian

2 Years - Neema Mohanlal

4 Years - Jeff Owens

2 Years - Eddie Sillari

12 Years - Tom Swindell

8 Years - Debra Warren

Thank you all for your continued support of our club!

**Morgan**



## Conejo Valley Archers at the California State Traditional Championships



CVA members picked up Four California State Traditional Championships and one Second Place; (from left to right) Wendell Wright, Rogelio Segundo, Jeff Owens, James Stankovich and Aidan DelBosque at the CBH California Traditional 3D Archery Tournament in Dunlap, Ca .

# Excuses

## From the Desk of Kurt Hoberg

Many years ago, our past President, Clark Pentico, graciously put together an exemplary first revision of the following Official CVA Excuses for Missing (The Target) List.

In keeping with Clark's example of gracious giving and selfless sacrifice, I have resurrected the list and added several new and sensible excuses...many of which some of you who have shot with me have heard me muttering under my breath.

### Official CVA Excuses for Missing

In order to be more efficient and save time at CVA we have developed a list of the most common excuses on why you missed the spot.

This list is numbered so you can quickly refer to the number when the occasion arises and save your group the inconvenience of having to listen to you complain about your shot.

1. Pulled it
2. Flinched
3. I keep on dropping my arm
4. Good line
5. I don't understand fans
6. Choked
7. My peep sight was twisted
8. People were talking
9. Target panic
10. My arrow must have been deflected
11. Vane was loose
12. I was letting down
13. I should have let down

14. My pins are off
15. I didn't practice enough
16. The sun was in my eyes
17. The sun isn't bright enough
18. My arm is sore from practicing
19. Buck fever
20. I didn't want to shoot your nock
21. I was scared I would shoot a twenty
22. A rabbit distracted me
23. I keep on punching the trigger
24. The bale is soft behind the spot
25. Wrong pin
26. Wrong spot
27. Someone farted
28. I added yardage because it was downhill
29. The wind blew it out of the spot
30. The wind didn't blow it into the spot
31. My range finder isn't working
32. I'm trying to use the whole target
33. My poundage is too heavy / light
34. I need a new \_\_\_\_\_ (bow, arrows, release, sight, stabilizer, etc.)
35. I'm shooting a new \_\_\_\_\_ (bow, arrows, release, sight, stabilizer, etc.)
36. My carbon arrow was bent
37. I didn't eat my Wheaties
38. If Katniss can miss, so can I
39. I was showing the new member where not to shoot
40. Gravity must be stronger at the shooting line
41. Gravity must be stronger at the target
42. It's considered tacky to outscore the club President
43. I was afraid an alien would drop out of a cloud
44. I don't have enough gadgets on my bow

45. It was the radiation from a solar flare
46. I felt a great disturbance in the Force
47. It would have hit the spot if the target hadn't moved
48. My telekinesis isn't working
49. I was afraid of the upcoming zombie apocalypse
50. The moon is in the wrong phase
51. There must have been an interruption in the space time continuum
52. There was a glitch in the Matrix
53. The sky is falling
54. I didn't bring my spot stretcher
55. My bow needs tuning
56. My arrows need tuning
57. My brain needs tuning
58. Forgot my glasses
59. I was wearing my glasses
60. Coriolis force pulled the arrow off target (This can be an especially useful excuse for those shooters from the Southern Hemisphere)
61. Plucked the string
62. A bug landed on my nose
63. I was thinking about work
64. Not enough back tension
65. Too much back tension
66. I was out of alignment
67. I was ruled by the clicker
68. I shot through the clicker
69. I couldn't get through the clicker
70. Damn clicker
71. Incorrect anchor point
72. My pupil was dilated
73. Wrong sight setting
74. Nocking bead moved

75. An arrow outside of the spot is magnetic. It pulled my other arrows off.
76. My finger tab slipped
77. My bowstring needs wax
78. Torqued the bow (no twerking, please)
79. My crawl was wrong
80. The range is pulling to the right

Kurt





## New Signs Around the Range

We have some new signs around the range - made by Norm Rice and installed by Ken Exum, Tom Cayia, Ben Shirley, Jim Stankovich and Norm Rice. I suspect Wendell Wright was also involved but have no direct evidence of that (by his design). All signs were made out of wood we had lying around, so no money was spent.

Cathy





# FROM THE DESK OF OUR VOLUNTEER COORDINATOR (COMMUNICATIONS)

Richard C. Silverio

Hello fellow members, we still have lanes that are up for adoption if you are interested to retire some of those volunteer club hours that you have.


All middle range lanes are currently adopted, however, there are a few targets on the field range that still needs to be adopted. Lanes 8, 14, 19, 24 and 26 are all open for adoption. For our 3D, lanes 6-9 and lanes 12-24 are open for adoption. If interested to adopt, please contact Cathy Linson, our club VP, via email at [vicepresident@cvarchers.com](mailto:vicepresident@cvarchers.com) and let her know which lanes you are interested to adopt.



Please continue to look out for emails from me for more upcoming volunteers or work parties opportunities. If you have any questions or concerns, please contact our club Vice President, Cathy Linson at [vicepresident@cvarchers.com](mailto:vicepresident@cvarchers.com) or via her cell at 805-791-5102 or myself at [richardsilverio@cvarchers.com](mailto:richardsilverio@cvarchers.com).

*Volunteer Coordinator/USA Archery Level 3 NTS Coach,  
Instructor Trainer  
Conejo Valley Archers  
[richardcsilverio@yahoo.com](mailto:richardcsilverio@yahoo.com)*

# DOESN'T GET MUCH BETTER THAN THIS SET



Everything a Trad Bowyer needs to know

# CVA MONTHLY CLUB TOURNAMENTS

John Downey, Tournament Chairman

We had a lite turnout in February due to rain, and various tournaments going on around the state.

Charles Neace picked up the top bragging rights this month due to his 523 Freestyle score. Top Traditional Score (359) went to Josh Fint shooting his trusty Longbow.

## Reminder:

As you probably know we will be using the NFAA handicapping rules in the new club year. Handicaps typically start showing up for those with three club shoots under their belt. I will start showing them in the March Newsletter. Stay tuned.

The club has also decided to follow the NFAA age groups as well. The only difference is that we are now adding the Silver Senior Age Group (60-69).

## NFAA competition divisions include the following:

- **Cub Under 12 years of age**
- **Youth Ages 12 through 14**
- **Young adult Ages 15 through 17**
- **Adult 18 years of age and older (to 49)**
- **Senior 50 years of age and older**
- **Silver senior 60 years of age and older**
- **Master senior 70 years of age and older**

I will correct all the age divisions/score combos as I receive them, when the score cards come in (January & February club shoot results).

I will need everyone to include their current age on the score card, OR use one of the appropriate age groups (Adult, Senior, Silver, or Master Senior). I believe a number of you below may be in the wrong division. Make sure to include you age on your score cards so I can correct this.

If you are missing a score in November, December, or January please let me know.

## All Scores to Date

Name	Division	Style	November	December	January
Alejandro B (Guest)	A	FS			
Alejandro Nijamkin	A	BB			
Angela Rogers	A	FS			
Ben Spielman	A	LB			
Brandon Newcomer	A	BHFS		397	
Brent Siemer	GA	TRAD			
Brent Siemer	GA	FS	445		
Brian Carter	MS	BHFS			
Brian Carter	MS	TRAD	304		311
Brian Rohrer	MS	TRAD	186	155	189
Brian Rohrer	MS	BB			
Carlo Parda	A	TRAD			
Carlos Parada	GA	TRAD			
Cassandra Silverio	C	BB			
Charles Neace	A	FS	506	515	523
Charlie Houghton	C	FITA			

Chef Robert Bogin	A	FS			
Chris Cavaliere	A	TRAD			
Curtis Hermann	GA	TRAD	245	227	168
Erik Hammerquist	A	BHFS			
Gary Howertron	MS	BB		131	
George Conner	GA	FS			
Jack Houghton	Y	FITA			
Jaclyn Howerton	A	BB			
Jaclyn Howerton	A	FITA		356	
James Stankovich	GA	LB	244	289	282
Jeff Owens	MS	LB			
Jim Bullington	A	BHFS			
Jim Collins	A	BHFS	383	413	423
Joe Cavaleri	GA	TRAD			
Josh Fint	A	LB		369	359
Julian Acebo	MS	BHFS			
Justin Lerma	A	FS			
Keith Huebner	A	FS			
Ken Downey	A	FITA			
Ken Exum	GA	LB	147	191	190
Luz Garces	A	FS			
Kurt Hoberg	MS	FITA		424	
Matthew Ive	A	FS		495	
Michael Cooper	A	FS			
Morgan Thomas	A	TRAD		156	

Nathan Collins	YA	FS			
Norman Rice	GA	LB			
Norman Rice	GA	TRAD			
Norman Rice	GA	BHFS			
Oscar Melendez	A	FS	344 inc	532	
Patrick Bullington	A	BHFS			
Philip Mastinick	SNR	BB	318	382	358
Rachel Howerton	A	FITA			
Ramon Barajas	A	BHFS			
Richard Silverio	A	BB			
Rogelio Segundo	A	LB			
Sarah Dakin	A	BHFS			
Scott Leviant	A	FS			
Stephan Buba	A	FS	504	500	
Terry Marvin	MS	LB			104
Terry Marvin	MS	FS	430	417	460
Tom Sheppard	GA	BHFS			
Tom Swindell	GA	LB	190	229	208
Tony Huynh	A	FS			
Wendell Wright	GA	LB	361	327	

... JBD



**2-Day 50 Targets 3-D Tournament**

- Separate Longbow, Recurve, Selfbow & Senior (60+) Divisions (no clickers)*
- \* Traditional hunting rules (Quivers OK!) \**
- \*No Compounds, No Sights \**
- \*Hunting Distances\**
- \* Unmarked Yardage \**

**ON-LINE REGISTRATION BEGINS  
DECEMBER 1, 2023**

<b>Tournament Fees</b>	
Master Senior (70+) - \$50	Youth (13 - 17) - \$10
Senior (60+) - \$50	Cub (12 & Under) - \$10
Adult (18 - 59) - \$55	

**Located in Simi Valley, California**



For more information and to Register for this Event check-out our Web-site at:

[www.CVArchers.com/bombardier-trad](http://www.CVArchers.com/bombardier-trad)



**2-Day 50 Targets 3-D Tournament**

- Separate Longbow, Recurve, Selfbow & Senior (60+) Divisions (no clickers)*
- \* Traditional hunting rules (Quivers OK!) \**
- \*No Compounds, No Sights \**
- \*Hunting Distances\**
- \* Unmarked Yardage \**

**ON-LINE REGISTRATION BEGINS  
DECEMBER 1, 2023**

<b>Tournament Fees</b>	
Master Senior (70+) - \$50	Youth (13 - 17) - \$10
Senior (60+) - \$50	Cub (12 & Under) - \$10
Adult (18 - 59) - \$55	

**Located in Simi Valley, California**



For more information and to Register for this Event check-out our Web-site at:

[www.CVArchers.com/bombardier-trad](http://www.CVArchers.com/bombardier-trad)



# UPCOMING EVENTS AT OUR RANGE



*Conejo Valley Archers*  
CONEJO VALLEY ARCHERS

## Conejo Valley Archers Spring Classic

March 9-10, 2024

Three Archery Tournaments in One!

Thrice the Challenge!

Thrice the Fun!

NFAA Field Round • 3-D Round •  
American 900 Round

**Open and Traditional Money**

**Classes (M/F) for Each Tourney!**

**Over \$3,360 in Prize \$\$\$!**

Schedule	Saturday (9th)	Sunday (10th)
Registration Opens	7:00-8:30	7:00-8:00
Ranges Open: 3D and Field Ranges	7:30-4:30	7:30-12:30
900 Round — Practice Round	8:30	8:30
900 Round — Start	9:00	9:00
Score Cards Due	4:30	2:00
Awards		2:30

Shoot one, two, or all three Tournaments over two days.

Shooting Styles (Non-Money Class): NFAA Bow Classes (FS, FSL, FSLR, BB, FSBH, TRAD, LB, BBR)

American 900 Round	3-D Round	NFAA Round	Entries and Extras	Fees
5 ends of 6 arrows/dist.	25 targets	28 targets - 50/50 field/hunter	<b>Each Tournament</b>	(non-money class)
4 minutes per end	Unmarked yardage	Marked yardage	Adult/Senior	\$25
122cm targets (5-ring option)	No Range Finders!	4 arrows per target		(\$75 for all 3 tourneys)
3 yardage distances:	2 arrows per target	5-4-3 scoring	Under 17 years old	\$20
⇒ Senior+ 40-50-60y	Traditional: 33y max	Money Classes shoot Adult stakes by style (Comp. or Trad.) and use 6-5-4-3 "Pro" scoring (X=6)		(\$60 for all 3 tourneys)
⇒ Adult 40-50-60y	Compound: 50y max		3D Mulligan (2 Max)	\$1 each
⇒ Y.A. 40-50-60y	Cub/Youth: 25y max		3D Doe Tag (1 Max)	\$1
⇒ Youth 30-40-50y	Money Classes shoot Adult stakes by style (Comp. or Trad.) and cannot purchase Mulligans or a Doe Tag		<b>All Money Classes</b>	(money class)
⇒ Cub 10-20-30y			Each Tournament	\$50 +
Money Classes Shoot Adult				(\$150 for all 3 tourneys)
		CVA SPRING CLASSIC		* \$20 of each money class entry fee added to Pot

Awards for all Divisions (using NFAA rules) (M/F) (Senior+, Adult, Y.A., Youth, & Cub)

**Grand Champion:** Total Score for all three tournaments (non-money class only)

**Money Classes:** Separate Men's and Women's Open (sights, releases, and stabilizers okay) and Trad Classes for each tournament. The Trad Money Class will include longbows and all recurve bow types (barebows only; arrow rests allowed). Must be present on awards day.

Food and beverages available on the range.

RV Park (full hookup) and camping by range at Tapo Canyon Park (reservation strongly recommended): <http://www.ventura.org/inland-parks/tapo-canyon-simi-valley>

Vendors Welcome! E-mail CVASC@cvarchers.com to reserve your space.

**Payments:** Pre-registration and pre-payment will be available through [www.cvarchers.com](http://www.cvarchers.com).

**Visit:** [www.cvarchers.com](http://www.cvarchers.com) for more information about the tournaments, the structure for the Money Classes, pre-registration instructions, and any hotel information.

**Questions?** E-mail CVASC@cvarchers.com

8/19/2023

# Our Good Friends at Pasadena Roving Archers has a Tournament coming up.

Pasadena Roving Archers presents their 23rd Annual

## Oak Tree Tournament

**SUNDAY, MARCH 17TH, 2024**

AWARDS for 1<sup>st</sup>, 2<sup>nd</sup>, and 3<sup>rd</sup> place in the NFAA bowstyles below

Freestyle (FS), Freestyle Limited (FSL),  
Freestyle Bowhunter (FSBH),  
Freestyle Limited Recurve (FSLR),  
Barebow (BB), Barebow Recurve (BBR),  
Traditional (TRAD), Longbow (LB)\*

\*Longbow may use wood/carbon/aluminum arrows

Please see the NFAA Bylaws for clarification of bow styles.

36 - 3D Targets  
Marked Yardage  
One Arrow  
10-8-5 Scoring  
Food Truck Lunch

REGISTRATION OPENS:  
7AM  
TOURNAMENT BEGINS:  
9AM  
RAIN OR SHINE!

DOE TAGS - \$1  
MULLIGANS - \$1  
MAX 2 EACH

### REGISTRATION FEES:

Groups	CBH/NFAA/USAA	NON CBH/NFAA/USAA
MASTER SENIOR (70+)	\$25	\$30
SILVER SENIOR (60+)	\$25	\$30
SENIOR (50+)	\$25	\$30
ADULT (18-49)	\$30	\$35
YOUNG ADULT (15-17)	\$25	\$25
YOUTH (12-14)	\$25	\$25
CUB (11 & under)	FREE	FREE
FAMILY (3 or more)	\$40	\$50
SPOUSES	\$35	\$40
Family (3 or more living in same household)		

• Coffee, Donuts, Beverages, & Snacks will be available for purchase.

• No Overnight Parking or Camping.

• No Reserved Parking.

• Current CBH, NFAA or USAA Membership Card MUST be shown at the time of registration to receive discount. No Exceptions.

Pasadena Roving Archers • 415 South Arroyo Blvd., Pasadena California • a 501(c)(3) Non-profit organization

## JOAD – Always On Point

Greetings Archery Families,


Outdoor season is coming to an end and what fun it has been! Our JOAD kids have one more indoor tournament, National Indoor Championships. Isabelle has already competed for Indoor Nationals in Chula Vista, while Jack, Nic, and Logan will be competing in Salt Lake City, Utah! Stay tuned for next Month's Quiver update to see how they all did!



A few of our JOAD archers and their families also ventured out to Las Vegas for the NFAA Vegas Shoot and what a tournament! There were over 4700 archers all packed into the South Point Casino. This year, Isabelle, Nic, Logan, Jack, and Coach Ken all competed in the Vegas Shoot. Fun was had by all, including the JOAD families, and the kids shot EXTREMELY well. JOAD mom, Michelle and JOAD dad Geoff, even worked hard to create some team shirts in preparation of the shoot! Isabelle shot a personal best, and her parents even broke out the onion award (you'll have to ask Andrew!). Nic competed for his first time in the flights division and shot well against a very competitive field. He shot so well he even earned himself a new tattoo! This was Logan's first trip to Vegas and successfully beat half his division! Ken, earned himself a special award as well, breaking into the 250 club. And lastly, Jack finished second in his division. The difference between 1<sup>st</sup>, 2<sup>nd</sup>, and 3<sup>rd</sup> were all separated by 1 point. It was a nail biter to the end! The parents even got in on the festivities of Vegas by cheering on the kids, enjoying a group dinner with libations, and giving Ken a hard time while he practiced in the late hours. There was even time for a show as a few of us saw the Blue Man Group!

Upcoming tournaments for our JOAD archers include, National Indoor Championships, Fresno Safari, State Outdoor Championship, So Cal Showdown and Coach Ken will be attending a few USAT events as well!

See you at the range,  
Ken, Andrew and Geoff



Team T-shirts made for our families and JOAD kids.





Ken, Nic, Jack and Logan at the practice sessions prior to the Vegas Shoot



The Onion Award has special meaning to Isabelle and her family. This onion has traversed many miles and multiple tournaments. Isabelle is always peeling one layer at a time!



Great family pic of Isabelle and her support team!



Brady bumped into Isabelle and asked for a selfie. Isabelle is always happy to take a selfie with her fans.



Ken warming up.



Nic competing in one of the arenas.



Nic shot in Flights so he graduated to a different arena for his shoot.



Logan was captured by USA Archery in this cool pic.



Logan shooting in the downstairs arena.



A fun dinner with the parents and kids!



The kids had their own table and were plotting against the parents.



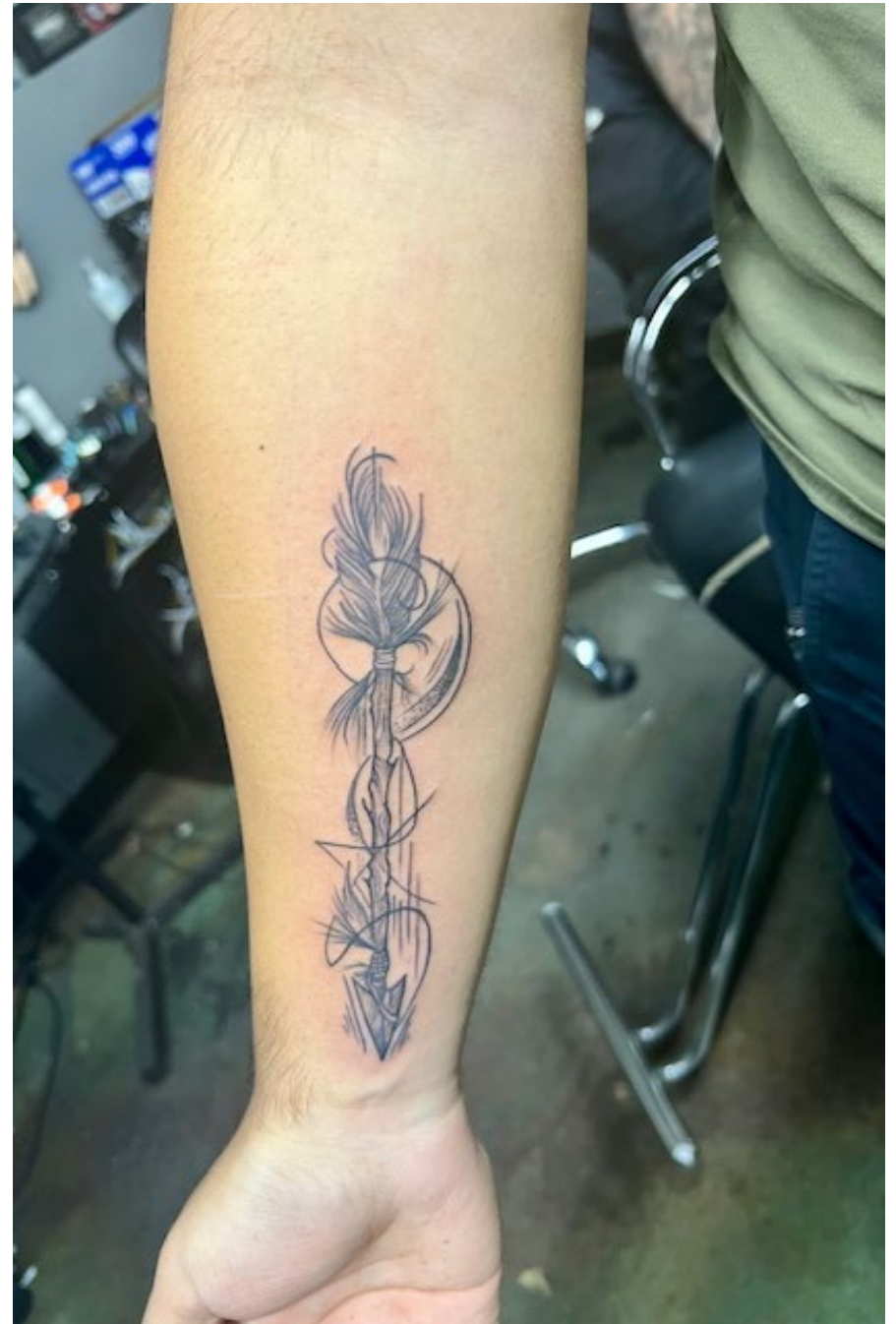
Logan and Ducky "picked" a winner.



JOAD Archer Support Team group photo.



Ken has had better days of shooting, so the parents went to cheer/jeer him on.



Nic got a cool arrow tattoo in Vegas.



Ken earned a special award. He is now part of the 250 club!



Late night practicing.



Jack in his final day of competition.



The awards were held in the main arena.



Jack with his big check!






One of the final days of JOAD for Indoor season. A busy shooting line.



Pranshu and Rishi working on their form and shooting at 18m.



This is the grouping our archers were shooting at Vegas!



Blue skies and shadow coaches working with the JOAD kids.



By coincidence, Ken and Nic wore the exact same outfits ...



JOAD Dad Jason, was there to help rescue a stuck tractor.



Tournament range is looking sharp and beautiful background.

# SNAKE BITE – FIRST RESPONSE PROTOCOLS

## THIS ARTICLE IS REPOSTED AGAIN THIS MONTH DUE TO ALL OF THE RECENT SNAKE ACTIVITY ON THE RANGE

You may be unsure whether you've gotten a snake bite or an unrelated injury. Some signs of a bite include puncture marks at the site of the wound, pain and swelling as well as neurological symptoms such as blurred vision or numbness and tingling of your face and limbs.

If you or another person, are bitten, try to remember the color and shape of the snake, because that may help medical professionals treat the injury.

1. Sit down and stay CALM
2. Do NOT apply a tourniquet
3. Do NOT suck on the wound
4. Stay calm, and alert any immediate local assistance to coordinate transportation to hospital, or call 911 – arrange to meet emergency vehicles at gates

### Site addresses:

- **Main Gate:** Tapo Canyon Park – 4651 Tapo Canyon Road
  - **Tournament Range side:** 5000 Bennet Road
5. Wash the wound with warm, soapy water if possible
  6. Circle the site of the bite with a Sharpie and write the time next to it. You should keep a list of your symptoms and

periodically update it, as that could help the medical team that treats you.

7. Cover the wound with a clean, dry dressing. **First-Aid kits** are posted all around the range areas at Main Kitchen, Stage area, between Targets #12 and #13 at the portable restroom, 3D Shade structure, Tournament Range, and the Public Session Range.
8. **Remove jewelry and watches, which will be much harder to get off if your limbs start to swell.**
9. If you begin to experience anaphylaxis, including swelling of the face and throat, hives or difficulty breathing, use an EpiPen if you have one.
10. **VERY IMPORTANT** – Call ahead to the local hospital to alert them that you are bringing in a rattlesnake bite victim and verify they have anti-venom immediately available at the site.

Local Hospitals that generally have or have access to anti-venom onsite:

- Los Robles Hospital – Thousand Oaks – 805-497-2727
- Adventist Health – Simi Valley – 805-955-6000

Report the incident to the club as soon as possible.



## Understanding Arrow Spine

A column for the "Conejo Quiver" by  
Curtis Hermann 2024

Arrow spine and how it works in archery is a source of mystery to many archers. There is good reason for this because there are two types of spine (**Static & Dynamic**), one which is fairly easy to understand (**Static**) and one that we tend to deal with without ever mentioning its name (**Dynamic**). Let me give you a brief description of each and then we will discuss them as we move on.

**Static Spine** has a measurement that we can see on the scale of a spine testing tool or on a chart in an archery catalog or on the counter of a pro-shop. This chart is where the search for the perfect arrow begins.

**Static Spine** is measured by supporting the arrow shaft (29" or longer) on two columns set 28" apart, the arrow shaft is static or with no movement, and then you hang a weight (1.94 pounds or 880 Gram) in the center and measure the deflection (bend) in the shaft's middle in 1,000's of an inch.

Let's assume that the arrow bends (.340) of an inch. The chart will tell you that this is a good arrow for your seventy pound draw weight compound with a 29" arrow and draw length and carrying a 125 grain point. Many archers do not go beyond this point, this is the arrow they are going to use. For most, this is a fine shooting arrow that will serve you well.

You will notice on the chart that it will give you several shaft choices that will vary in weight per inch, in diameter and perhaps a minor bit of spine deflection. These choices are usually design choices that cover outdoor tournament (light grain weight per inch),



indoor tournament (large diameter shafts) or hunting arrows (small diameter with a heavier grain weight per inch). Any of these choices should shoot reasonably well from your bow depending on your ability to fine tune your bow, so select the shaft for the type of archery you are going to use them for.

Next is where we get into that word (**Dynamic**) that we don't mention. Dynamic spine is the arrow's reaction to forward movement created by the bow's stored energy at the shot. The shaft bends from the forward pressure of the bowstring and resists movement with the point weight at the front of the arrow shaft. Bending while in motion from pressure applied to the ends of the arrow shaft is perhaps a more descriptive way to say it.

A nearly unlimited set of variables determine dynamic spine, including the method of release; a bow's cam system; the amount of energy stored by the bow's limbs and cam's; arrow weight and length; nock weight; fletching weight; wrap or cresting weight and certainly insert and point weight!

Dynamic spine cannot be measured by a spine test or other device, so there is no chart to help you out. Everything we do to the bow or the arrow alters the dynamic spine, so it is always changing. We don't say we are adjusting the dynamic spine, we just say, "I'm tuning my bow and arrow" and leave it at that.

Dynamic spine can actually be manipulated in several ways. To make the shaft stiffer, simply decrease the bow's draw weight or shorten the arrow's length ( $\frac{1}{4}$ " at a time) or reduce the point weight. Another way is to use a heavier vane, a heavier nock, a heavier nock point or a heavier string serving material. To make the shaft more flexible (weaker spine) just do the opposite! These slight tweaks are what we call tuning our bow and arrow set up to shoot perfect bullet hole tears when paper tuning.

Sometimes just moving the arrow rest in or out (left or right) a smidge can adjust for a slightly stiff or weak spine and correct a left or right hit.

You will find that when shooting an under-spined arrow, it will veer to the right and an arrow that is too stiff will veer to the left.

You can see this effect in the direction of the tears while paper tuning and you can be assured the effect will be more dramatic on a down range target. You simply cannot shoot consistently tight groups with improperly-spined arrows.

The key to picking the right shaft is to feed accurate information into the chart selection system – especially the exact draw weight (within two pounds) and draw length that has been measured to the ¼.” Guessing at these variables can sometimes result in the wrong shaft choice.

The final bow tuning will be done on a twenty or thirty yard target and it is best if you have a friend who will stand behind you and focus on the arrow flight toward the target. When the arrow leaves the bow, it makes a quick side to side movement as it moves past the riser and straightens out, this is called the “archers paradox.” This happens in the first ten yards of flight. It is beyond this point that we focus on the arrow flight.

If the rear of the arrow seems to wave side-to-side (fishtailing) on its way to the target, then we still have a spine issue and the shaft will need to be adjusted by using the points I made above, shortening shaft length or using a heavier or lighter weight point or insert.

If the rear of the arrow appears to move up and down (porpoising) then we have a problem with the height of the nocking point or D-loop on the string, these should be adjusted (up or down) a 1/16th” at a time.

If the rear of the arrow in flight seems to be making a circular motion, then the arrow spine, nocking point or brace height are all off slightly. A little fiddling with these three points should solve the problem.

How the engineers figured out how they could utilize static spine to predict how the dynamic spine would behave is beyond my comprehension, but I’m glad they did and I thank them for a chart that even I can understand.

Archers are always trying new arrows as they come to market and when they find one that works so well in their bow that minimal

tuning is required, they stick to that brand and model. Your archery pro-shop can be a big help in finding the right shaft but there are many brands out there and the shop cannot carry them all. When you see a friend with a new brand of arrows on the range, give one of them a try, you may just find the perfect arrow!

Till next month, keep those arrows in the air!

Curtis

## ***Witches Hair,” do you know me?***

*A column for the “Conejo Quiver” by Curtis Hermann, Feb. 2024*

**koos-KOO-ta ka-li-FOR-ni-ka**



**Name derivations: 1) Cuscuta 2) california**

**Pronunciation: koos-KOO-ta ka-li-FOR-ni-ka**

**Common name: California dodder**

**Slang name: Witches Hair**

**Family:**

Convolvulaceae (Morning glory)

Blooming period: May to July



On the CVA range we look forward each spring to the arrival of what we refer to as Witches Hair. It resembles discarded spaghetti lying on a nearby bush. I took this picture on the Upper Ridge Trail on the 2<sup>nd</sup> of February, 2024 as the first appearance of “Witches Hair this year.

If you keep your eyes open on the upper side of the road to the back canyon you should find some Witches Hair, or Cuscuta (koos-KOO-ta) on our south facing slopes in the area between the downed oak tree and the notch as the road turns to the back canyon. Witches Hair is a fungi of sorts and receives its nutrition by burrowing in to the stems of its host plant. It has tiny almost indiscernible flowers on its spaghetti like shafts.

A few uses of this plant for the outdoorsman are as a pack for a bloody nose, or as a scrubber for your trail cook-set, as you will see below.

Chaparral dodder (another common name for Cuscuta) is in the Morning Glory plant family. Dodder resembles a pile of yellow or orange straw or spaghetti wrapped lightly around its host plant. It is mostly stem; the leaves are really small on the stem’s surface, (since they aren’t needed for photosynthesis) while the dodder is obtaining nutrients from its host. It has tiny, white flowers that are 3mm wide, and fruits that are even smaller. Dodder’s conservation status is nationally secure, which means that there is plenty of it, and it is not rare.

Native Americans used Cuscuta or (dodder) for black widow spider bites, (probably crushed and made into a paste). It was stuffed up the nose for nose bleeds, and they used it as scouring pads for cleaning cook ware.

Some other names for Cuscuta are love vine, strangle-weed, devil’s hair, witch hair, and golden thread.

Just from its appearance, I think it might make a good tinder for fire starting, so I'm putting a small tin box in my quiver pocket and on my next pass down the middle ridge trail I will pick up handful of Witches Hair for drying out, and later test it as a possible source of tinder.

Witches Hair is spread by air currents, the airborne spores land on host plants where they begin to grow. Interestingly enough, this fungi is particular about its host plant, preferring any of a half dozen or so species, how they find them and recognize them among the hundreds of species on the CVA range is beyond my comprehension.

The *Kumeyaay* Indians used to tell their children a story about the *Cuscuta* plant. It was told that there were two villages, village one and village two, and they were enemies. One day, village one went to attack village two, but village one had to make sure that village two wasn't going to come around and attack them first. So, village one sent a young woman named *Kwi-Kwi* to go to the top of the hill and keep watch of village two, and if they were going to come around and attack her village, she would have to signal them. *Kwi-Kwi* became very hot and hungry, so she took a nap. While she was asleep, village two came around the hill and attacked village one first. When the warriors from village one came back to their village, they saw what had happened, so they marched to the top of the hill where *Kwi-Kwi* was and put a curse on her. Her hair turned long and orange. She ran away, and some of her hair ripped off. So, if you see *Cuscuta* somewhere, that is where *Kwi-Kwi* has been.

Another beauty from the CVA natural garden,

Curtis

*If you are interested in learning a lot more about ethno-botany, please contact Christopher and Helen Nyerges of the "self-reliance Community. Google [www.christophernyerges.com](http://www.christophernyerges.com). They are local and have been training primitive survival skills since the mid-seventies. I met Christopher in the early 80's at an REI event where he had a booth and I was promoting Bowhunter Education. I have followed him on and off ever since and can tell you he is a knowledgeable, sincere and practiced teacher of the primitive outdoor life!*

## NEW MIDDLE RANGE TRAIL ALL LANES HAVE BEEN ADOPTED

Target #	Adopter	Type
1	John Gusan	Rabbit
2	John Gusan	Bear
3	Ben Shirley	Raccoon
4	Ben Shirley	Coyote
5	Ben Shirley	Coyote
6	Rogelio Segundo	Deer
7	Brian Carter	Caribou
8	Brian Carter	Standard Brown Bear
9	Trad group	Deer
10	Trad group	Deer
11	Brian Rohrer	Turkey Flock
12	Trad group	Raccoons & Ground Hogs
13	Trad group	Black Crow & Raccoon
14	Wendell Wright	Deer in Meadow
15	Tom Swindell	Antelope, Turkey & Pig
16	Jeff Owens	Deer & Dogs
17	Sarah Villalobos	Black Boar, Pig & Standing Bear

## ADOPT-A-TARGET (CVA Roving Range)

**Target lanes 8, 13, 14, 19, 24 & 26 are in need of adoption.**

If interested in helping to care for one of them you can contact our Club Vice President, **Cathy Linson** at [cmlinson@yahoo.com](mailto:cmlinson@yahoo.com) or by calling her at 805-791-5102

Jbd

### Current Field Range Lane Adoptions

Target	Adopter	Description
1	Torrey Johnson	35 yrd. fan field 36 yrd fan hunter
2	Torrey Johnson	30 yrd. field 32 yrd hunter
3	Tom Swindell	20 yrd. field 19 yd walk-up hunter
4	Paul Long	35 ft. walk-up field 11 yrd hunter
5	Doug White	80 yrd. walk-up field 70 yrd. walk-up hunter
6	Felipe Gamboa	25 yrd field 28 yrd. fan hunter
7	Doug White	55 yrd field 53 yrd walk-up hunter
8		45 yrd walk-up field 44 yrd hunter
9	Brian Carter	15 yrd. field 15 yrd. walk-up hunter
10	Kory Collins	65 yrd. field 64 yrd. walk-up hunter
11	Randy Jenkin	40 yrd field 40 yrd. Hunter
12	The Siemer Family	60 yrd field 58 yrd. walk-up
13		45 yrd field 23 yrd. walk-up hunter
14		50 yrd. field 48 yrd walk-up hunter
15	Chris Skor	45 yrd. walk-up field 44 yrd. hunter
16	James Traher	50 yrd. field 48 yrd. hunter

17	Carl Ward	20 yrd field 19 yrd. walk-up hunter
18	Brent Richter	80 yrd. walk-up field 70 yrd walk-up hunter
19		55 yrd. field 53 yrd. walk-up hunter
20	The Siemer Family	25 yrd. field 28 yrd. fan hunter
21	Mike Brien (temporary)	35 yrd. fan field 36 yrd fan hunter
22	Erik Hammerquist	30 yard field 32 yard hunter
23	Conner Blackwell	35 ft. walk-up field 11 yrd hunter
24		45 yrd. field 23 yrd. walk-up hunter
25	Ben Spielman	65 yrd. field 64 yrd. walk-up hunter
26		60 yrd field 58 yrd. walk-up
27	Brent Richter	15 yrd. field 15 yrd. walk-up hunter
28	Thomas Cayia	40 yrd. field 40 yrd. hunter
Practice Butts	Thomas Cayia	20 yd practice butts running pig



**805.581.1671**

2150 Agate Court • Simi Valley, CA 93065



## CVA CONTACT INFORMATION

<b>BOD Member</b>	<b>Position</b>	<b>E-Mail</b>	<b>Phone</b>
Kurt Hoberg	President, Coach	<a href="mailto:president@cvarchers.com">president@cvarchers.com</a>	805-552-9934
Cathy Linson	Vice President	<a href="mailto:vicepresident@cvarchers.com">vicepresident@cvarchers.com</a>	805-791-5102
Scott Leviant	Secretary, Coach	<a href="mailto:secretary@cvarchers.com">secretary@cvarchers.com</a>	213-590-6370
Anette Vladescu	Treasurer	<a href="mailto:treasurer@cvarchers.com">treasurer@cvarchers.com</a>	805-657-9742
Josh Fint	Board Member	<a href="mailto:JFint@CVArchers.com">JFint@CVArchers.com</a>	
Kevin Cloepfil	Board Member, Public Session Range Captain	<a href="mailto:kcloepfil@cvarchers.com">kcloepfil@cvarchers.com</a>	805-390-1059
Brandon Newcomer	Field Target Chair		
Tom Cayia	3D Range Co-Captain, Field Range Co-Captain	<a href="mailto:Tom.cayia@cvarchers.com">Tom.cayia@cvarchers.com</a>	805-427-2960
Ken Exum	3D Range Co-Captain, Field Range Co-Captain, Project Management Chair	<a href="mailto:Ken.exum@cvarchers.com">Ken.exum@cvarchers.com</a>	309-335-6546
Philip Mastinick	Major Equipment Chair	<a href="mailto:CvaMajEquip@cvarchers.com">CvaMajEquip@cvarchers.com</a>	
Morgan Thomas	Board Member, Membership Chair	<a href="mailto:CVAmchar@cvarchers.com">CVAmchar@cvarchers.com</a>	
David Jockisch	Board Member, Publicity Chair	<a href="mailto:Publicity@cvarchers.com">Publicity@cvarchers.com</a>	
Clark Pentico	Previous Club President		805-630-1749
Ken Downey	Board Member, JOAD Program - Lead Coach, Tournament Range Captain	<a href="mailto:ken.downey@cvarchers.com">ken.downey@cvarchers.com</a>	805-231-6135
John Downey	Newsletter Editor, Club Tournament Chair, Coach	<a href="mailto:editor@cvarchers.com">editor@cvarchers.com</a>	805-527-4894
Michelle Lim	Work Hours Tracking	<a href="mailto:Cvahours@cvarchers.com">Cvahours@cvarchers.com</a>	
Richard C. Silverio	Volunteer Communications, Coach	<a href="mailto:richardcsilverio@cvarchers.com">richardcsilverio@cvarchers.com</a>	818-442-5182
Brian Rohrer	Board Member	<a href="mailto:brohrer43@gmail.com">brohrer43@gmail.com</a>	

# CVA 3D Ranges MAP

