

# CONEJO QUIVER

July 2019



The June 2019 General Membership Meeting occurred on **Sunday June 23, 2019.**

The next meeting will be on **Sunday July 28, 2019, at 11:30am** per our normal schedule.

## FROM THE EDITOR

John Downey, Editor

Welcome to the July issue of the Conejo Quiver Newsletter.

Most of the irregulars have returned this month, with columns from President Kurt Hoberg, Vice President Bonnie Marshall, Curtis Hermann (**CALIFORNIA DEER HERD SIZE 1911 TO 2016**) and yours truly.

It has been a busy month for folks at the Public Session with lots of new faces. What do you do when the kids are out of school (no doubt driving mom and dad crazy)? Why you take them out to your friendly neighborhood public archery session of course. We often are short of staff at this time of year.

### ARE YOU INTERESTED IN HELPING OUT AT THE PUBLIC SESSIONS ON SATURDAYS?

Are you interested in helping to instruct at the Public Sessions? There are many new requirements that have come down the pipeline from USAA and NFAA and our club is required to stay up on them to keep our quality of instruction the best we can. We must meet these requirements to continue to hold proper insurance coverage.

Remember, even if you are a new member and just know the basics of putting on safety equipment then you have what is needed to help already! In my opinion every archer should go through at least the Level 1 Instructor training. It is a great basic safety and information course for all archers. If you have any questions about furthering your training, please don't hesitate to talk to any of the J.O.A.D Coaches. We can discuss what you can do to help!

Thanks, Coach Bonnie

## FROM THE DESK OF THE PRESIDENT

Kurt Hoberg

### Weeds, weeds, and more weeds (continued)

After a well-deserved hiatus for a couple of weeks, we are back at it with weed abatement on the range. For those who have adopted a lane please do your part in keeping the range shootable. For those who are on the range and notice anything that needs addressed (hay bales, targets shot out, weeds on target lanes, etc.) please let a Board Member know and we'll get it addressed.

As we have a small group of dedicated volunteers literally killing themselves weekend after weekend to keep your range shootable, we have made the investment in a heavy-duty flail mower. We've rented these and they do a great job clearing the fence-line and anywhere the weeds are 6-7' tall. This weekend will be the maiden voyage of CVAs mower, and we are considering the purchase of a second one next year.

We have looked into using goats on the range for weed abatement. Once the vendor told us the price (~2x what we purchased our new mower for!), we passed on the idea.

We have also made contact with two organizations that provide manpower for weed abatement to public organizations. One passed on assisting us, and the other was prohibitively expensive. We are continuing to look at options on outsourcing the weed abatement tasks on the range. As more information comes to light we will report out during the General Meetings and Quiver articles.



Bryan Tanger, our 3D Range Captain is back from vacation and will be working to abate the jungle on the 3D range. For those who enjoy shooting 3D the range will be back to its normal excellent condition very soon.

CVA has passed its inspection with Ventura County, thanks Cathy and Bonnie for meeting the county supervisor last month. Feedback is that our range meets expectations and we are doing a great job in keeping ahead of the weed issue.

### **Tournament News**

The following Tournaments are scheduled. As always, if anyone has questions about shooting tournaments and participating please reach out to me, we always like seeing CVA members on the podium. For the entire list of (almost) daily shoots available in California, reference the [CBH newsletter](#) or [Event Calendar](#).

August 24<sup>th</sup>-25<sup>th</sup>, **24<sup>th</sup> Annual Grapestakes Tournament**, held at Discovery Park in Sacramento, CA. This is a FITA 1440 World Archery format shoot. Information is posted at the California Archery WEB site, details here. Registration is open. <https://calarchery.net/events/icalrepeat.detail/2019/08/24/138/-/24th-annual-grapestakes-tournament>

September 21<sup>st</sup>-22<sup>nd</sup>, **Pacific Coast Championships**. Held at Discovery Park in Sacramento. This is a Star FITA 1440 World Archery State Ranking Tournament. Registration is open, details here: <https://calarchery.net/events/icalrepeat.detail/2019/09/21/139/-/pacific-coast-championships>

As always, if you place at a tournament let me know so I can recognize your achievement in this article.

### **Field Range**

Kevin Knebel has stepped up to fill our Field Target Chair position, thanks Kevin!!

Kevin will be in charge of the items listed below under the Field Target Chair section. He will work with Cathy to host pasting parties as needed and will be setting targets on the range prior to each Club Shoot, or as needed based on target condition and member feedback. I really want to thank Kevin for taking on this critical Chair position in the club.

Below is the list of tasks that the Field Target Chair and the Field Range Captain (vacant) are responsible for. We are still looking for a Field Range Captain, so if you are thinking about helping your club please reach out to me or a Board member so we can discuss.

### **Field Range Captain (Vacant)**

- Coordinate with the Field Target Chair to be sure that the Field Range has targets
- Verify hay bales are shootable
  - Order hay bales as required
  - Band hay bales - coordinate work parties to do so
  - Place hay bales as needed - coordinate work parties
  - Verify materials (banding and clips) are available and work with the BOD to order any/all materials as needed
- Meet deliveries at the range as schedule permits. Work with the BOD to schedule a club member to meet deliveries as required.
- Be present at BOD and General Meetings as schedule permits. When attendance is not possible, provide a written report via email prior to the BOD meeting.
- Verify range shoot-ability, weed abatement.

- Be the Point of Contact for Range Beatification Days, record and verify Club Member work hours during work activities on the Field Range.
- Work with lane adoptees to maintain their adopted lane(s)
- Maintain the list of adopted lanes. Work with the BOD to communicate any changes to the list
- Schedule work parties as required for weed abatement if necessary, beyond the normally scheduled Range Beautification Days
- Work to keep the Tool and Target bins clear, clean, and organized

#### **Field Target Chair (Kevin Knebel)**

- Paste Targets for the Field
  - Verify materials - target paste, rollers, drop cloths, cardboard, and targets are available
  - Schedule "pasting parties" in coordination with Cathy / BOD
- Work with the BOD to order materials as needed.
- Place appropriate targets on the field butts (28) based on NFAA requirements at a monthly cadence
- Be present at BOD and General Meetings as schedule permits. When attendance is not possible, provide a written report via email prior to the BOD meeting.

Tom and everyone that helps him will be available to train the new Range Captains, so don't think you'll be dumped into the deep end without a flotation device! If you are interested, please reach out to me or contact any board member. Your club needs YOU!

#### **JOAD / Adult Achievement Pin Program**

This month we have two Adult shooters that have earned pins – congratulations!

- **Paula Firth**, shooting Olympic Recurve: 1<sup>st</sup>, 2<sup>nd</sup>, and 3<sup>rd</sup> pins
- **Kevin Knebel**, shooting Traditional Barebow, 1<sup>st</sup> pin

#### **Snakes on the Range**

Keep your eyes open! The snakes are out; we have had numerous sightings. Please be sure to keep your eyes on the ground, don't reach blindly under targets and into the weeds searching for arrows, and be sure where you are stepping.

I have posted an [informative article](#) on our WEB site about snakes if you are interested in learning more.

Please be careful and exercise common sense while on the range.

#### **Range Security**

We have a new park host. Be sure to introduce yourselves if you see him. I have yet to meet him so I'll take my own advice when I see him.

Please keep your driving speeds down when going through the park. There can be and often are children in the area, and the spot just past the restrooms/showers near the play equipment is always where they seem to dart out onto the road. Stay safe and drive slowly. There is no reason to drive fast in the park.

As I do every month, I would like to remind all members to close and lock the CVA gate behind you when you enter the range and be sure to secure and lock the gate when you leave, this includes both the main range entrance and the gate to the Tournament Range. I've lost count the number of times I've personally secured the gate during the weekend and weekdays. We have had vandalism occur – keeping the range secure helps keep the possibility down.

All club members, please be sure to do your part to secure our range.

See you on the range!

Your President,

Kurt

Remember, archery is easy. Shoot a 10, do it again!



The snakes are out; and we have had numerous sightings. Please be sure to keep your eyes on the ground, don't reach blindly under targets and into the weeds searching for arrows, and be sure where you are stepping.

## FROM THE DESK OF THE VP

Hi Folks,

This article may seem very familiar! That is because it is so important that I republish it every July. Please take this info to heart. We want everyone to stay safe on the range and return home to your family and friends.



With the heat coming on fast a furious now I'd like to make sure I do a reminder about the simple concept of making sure you hydrate when shooting or working on the range. During these upcoming very hot, humid days we can easily forget how quickly heat exhaustion can take place.

In general, when a person works in a hot environment, the body must get rid of excess heat to maintain a stable internal temperature. It does this mainly through circulating blood to the skin and through sweating. When the air temperature is close to, or warmer than normal body temperature, cooling of the body becomes more difficult and blood circulated to the skin cannot lose its heat. Sweating then becomes the main way the body cools off. But sweating is effective only if the humidity level is low enough to allow evaporation and if the fluids and salts that are lost are adequately replaced.

If the body cannot get rid of excess heat, it will store it. When this happens, the body's core temperature rises and the heart rate increases. As the body continues to store heat, the person begins to lose concentration and has difficulty focusing on a task, may become irritable or sick, and often loses the desire to drink. The next stage is most often fainting if the person is not cooled down. Excessive exposure to heat can cause a range of heat related illnesses from heat rash and heat cramps to heat exhaustion and

heat stroke. Heat stroke can result in death and requires immediate medical attention.

The chart below from the Department of Labor is an excellent guideline for what you should be looking for in yourself and those around you. It's important to remember that these levels can escalate VERY quickly. If you are alone, you can go from Heat Rash to Heat Exhaustion very quickly and it is at that time that your brain starts to shut down. If you are alone, then mistakes and poor judgment can be life threatening.

	Symptoms	First Aid <sup>1</sup>
Heat stroke	<ul style="list-style-type: none"> <li>• Confusion</li> <li>• Fainting</li> <li>• Seizures</li> <li>• Excessive sweating or red, hot, dry skin</li> <li>• Very high body temperature</li> </ul>	<ul style="list-style-type: none"> <li>• Call 911</li> </ul> <p>While waiting for help:</p> <ul style="list-style-type: none"> <li>• Place worker in shady, cool area</li> <li>• Loosen clothing, remove outer clothing</li> <li>• Fan air on worker; cold packs in armpits</li> <li>• Wet worker with cool water; apply ice packs, cool compresses, or ice if available</li> <li>• Provide fluids (preferably water) as soon as possible</li> <li>• Stay with worker until help arrives</li> </ul>
Heat exhaustion	<ul style="list-style-type: none"> <li>• Cool, moist skin</li> <li>• Heavy sweating</li> <li>• Headache</li> <li>• Nausea or vomiting</li> <li>• Dizziness</li> <li>• Light headedness</li> <li>• Weakness</li> <li>• Thirst</li> <li>• Irritability</li> <li>• Fast heart beat</li> </ul>	<ul style="list-style-type: none"> <li>• Have worker sit or lie down in a cool, shady area</li> <li>• Give worker plenty of water or other cool beverages to drink</li> <li>• Cool worker with cold compresses/ice packs</li> <li>• Take to clinic or emergency room for medical evaluation or treatment if signs or symptoms worsen or do not improve within 60 minutes.</li> <li>• Do not return to work that day</li> </ul>
Heat cramps	<ul style="list-style-type: none"> <li>• Muscle spasms</li> <li>• Pain</li> <li>• Usually in abdomen, arms, or legs</li> </ul>	<ul style="list-style-type: none"> <li>• Have worker rest in shady, cool area</li> <li>• Worker should drink water or other cool beverages</li> <li>• Wait a few hours before allowing worker to return to strenuous work</li> <li>• Have worker seek medical attention if cramps don't go away</li> </ul>
Heat rash	<ul style="list-style-type: none"> <li>• Clusters of red bumps on skin</li> <li>• Often appears on neck, upper chest, folds of skin</li> </ul>	<ul style="list-style-type: none"> <li>• Try to work in a cooler, less humid environment when possible</li> <li>• Keep the affected area dry</li> </ul>

<sup>1</sup>Remember, if you are not a medical professional, use this information as a guide only to help workers in need.



Heat Cramps



Heat Exhaustion



Heat Stroke

Every week during the Public Open Sessions at the JOAD Range we are constantly monitoring and discussing hydration and signs of heat exposures throughout the day. We ask parents to keep an eye on

their children and monitor their water intake. We give free water to all kids during these hottest days. We have pop-up tents spaced out across all of the shooting lines. Despite our best efforts we still have people who will get sick and will need to be treated at the range.

***So, remember a large water bottle or two, you, and your shooting buddies are your best defense against the summer heat. Take care of each other out there!!***

Bonnie

## AMAZON SMILE

Last month our club received \$63 in free money from this program. Amazon is **tripling the donation amount** to 1.5% when customers make their **first** eligible [smile.amazon.com](https://smile.amazon.com) purchase from March 12 - 31. This is a great opportunity to increase Conejo Valley Archers' AmazonSmile donations by reminding supporters to shop at [smile.amazon.com](https://smile.amazon.com).

If you do purchase any items on Amazon but haven't yet used Amazon Smile this is a terrific opportunity to do so! Most everything you buy on the regular Amazon site is on AmazonSmile and nothing else changes in regards to your purchases or processes on Amazon.

For additional details about the promotion, visit the promotion [detail page](#).

## MEMBERSHIP CORNER

Membership these past few months has been strong and steady and thanks to hunting season we even had a few late renewals! (Those compound shooters, always waiting to the last minute!) As usual it has been great to see the attendance that we have been having for our General Membership Meetings and feeling like

people are more involved and wanting to know what the club is doing and being a part of the process. It is an important part of being a CVA member!

Speaking of support, remember that Saturday August 3 will be our next Range Beautification Day and I know that all of our great quality members will be on hand to help! Remember it can be an hour or 5, but your help is always needed! August 10<sup>th</sup> will be the bale changeout at the Public Session Range. See Cathy's article for specifics but remember if you want lunch, you must sign up before this event. You can also just ask if there are any other projects that need to be done if you can't make these events. Just call me!

Anyone wishing to volunteer to help with new member Safety Seminars after the General Membership Meetings is asked to contact me at the General meetings. This help can go towards your volunteer hours! Also, if you would like to welcome any new member by offering to host them on their first field range shoot please let me know!

***Just an FYI where we stand with Memberships:***

Non-Working Memberships = 55  
includes:

- 1 member in poor standing
- 1 member who did 3.5 hours

Working Memberships = 130  
includes:

- 57 members who have not completed their hours as of 6/15/2019 equaling 194.75 hours due
- 24 of those have 0 hours
- 81 members have completed all or more than their required hours equaling 4666.5 hours

Total Hours completed as of 6/15/2019 = 4670.50 includes 593.5 hours completed by Life Members not required to do hours.

Bonnie

## **ELECTIONS INFORMATION**

It seems like it is a way off still, but we must start planning for the end of the club year and upcoming elections. It's all about the requirements of the timing of voting and making sure we are ready for ballots to be received back for counting at the September General Membership Meeting which means that final nominations will be accepted at the August meeting and ballots will be mailed out at that time. This means that through June and July we are looking for a nomination committee to reach out to the membership.

Nomination Procedure. The President is responsible for appointing a nomination committee, consisting of 3 or more members, not less than two (2) months prior to the annual meeting to be held each September. (June-July) It is the duty of the nominating committee to nominate one or more candidates for each office and the three (3) expiring seats on the Board of Directors. The proposed nominees should be announced at the August general meeting. During this meeting, nominations may also be made from the floor by any senior member. Nominees must have been a member of the Club for at least one (1) year and must accept the nomination to be put on the ballot. The membership will elect the officers and directors so nominated at the September General Meeting, or at any special meeting of the members called by the Board of Directors. A member in good standing may be nominated for one (1) or more offices but can accept only one (1) nomination for any elected position.

Tenure in Office. The officers of this Club shall be elected each year and shall take office the first meeting in October. Officers shall hold office for one year and until their successors are elected and installed in office. Directors shall be elected for staggered two (2) year terms; three (3) in each even numbered year (to be served during the ensuing odd numbered year), and three (3) in each odd numbered year (to be served during the ensuing even numbered year).

The treasurer is an appointed position.

So far, we have received nominations, that have been accepted, for the following positions:

**Officers**

President – Kurt Hoberg

Vice President – Bonnie Marshall

Secretary – Scott Leviant

**Directors**

Cathy Linson

David Jockisch

Lee Glasser

Directors already in position to serve the second year of their two-year term and cannot be nominated are: Bill Davis, Kevin Cloepfil and Mike Keena.

Please reach out to any Board member if you might be interested in serving on the nomination committee or running for a Board position!

## ROVING ON THE RANGE

Random shooting while roving is a blast and often leads to lost arrows BUT occasionally hitting the target! (all the normal precautions need to be observed for safety). Pictures courtesy of Rob Lind.







Good example of wand shooting.

An old form of archery shooting and still quite popular.

## Just Me and My Shadow



Special mention to whoever knows which band made the song popular.



**CONEJO VALLEY ARCHERS ANNUAL FUN IN THE SUN SHOOT**  
**ZOMBIE MONSTER NOVELTY & 3-D SHOOT**

**SUNDAY OCTOBER 6, 2019**  
**30 TARGET MARKED YARDAGE 3-D**  
 (Traditional Stakes – Absolutely None over 50 yards)

**SHOOTING STYLES**

**REGISTRATION 7:30 – 9:00 am**

**Senior, Adult, Young Adult,  
 Youth, Cub**  
 FS, FSL, BHFS, BHFSL, BH, BB  
 FITA Recurve - LB (Longbow)  
 RB (Recurve) – SB (Selfbow)

**2 ARROWS**  
 Marked Yardage  
 10 – 8 – 5 **SCORING**  
 Available - One Doe Tag  
 2 Mulligans @ \$1 each



NON CBH/NFAA or USAA pay \$5 more

Adults	\$20
Family*	\$30
Couples	\$25
Seniors (60+)	\$15
Young Adults (15 - 17)	\$15
Youths (12 - 14)	\$10
Cubs (under 12)	\$ 5
(*Includes Spouses and Dependent children under 18)	

**Absolutely No Dogs** allowed on Range

*If you park inside the "County Park" at any time you must pay a daily parking fee of \$4.00. Free day parking inside our fenced range.*

**DIRECTIONS:** TAKE THE 118 FREEWAY INTO SIMI VALLEY. EXIT AT TAPO CANYON. NORTH ON TAPO CANYON ROAD 3 MILES TO TAPO CANYON PARK, TURN LEFT INTO THE PARK. THE RANGE IS INSIDE THE PARK TO THE LEFT AS YOU ENTER.  
**FOR INFORMATION CALL 213-922-3899**

**FROM THE VAULT- ZOMBIES & CRITTERS – OH MY!**



## **FIELD RANGE -TARGET CLEARANCE PROTOCOLS**

(First Draft)

We have recently had interest in the protocols for adopting a lane! Here is a complete breakdown of how maintenance is expected. Realize that we do have lanes available for adoption as of this writing. Please reach out to Kurt Hoberg to verify what lane you would like to adopt. First come first served! This is a great opportunity to get in many volunteer hours towards any membership requirements.

### **Note: This is for FIELD RANGE ONLY**

Everyone adopting a lane has the responsibility to keep the lane clear of all ground weeds and obstructions so that the lane is maintained on a continual basis and is clean and functional at all times based on the following protocols.

1. All ground weeds must be cleared from the road area to the shooting stakes and from the shooting stakes to the bales based on the following guidelines:
    - a) There should be at least a one-foot clearance on both sides of the lane, i.e. outside of the furthest shooting stake.
    - b) Lane weed clearance must also be evaluated from all shooting stakes to the full target area so that a target placed anywhere on the bales is fully visible without any plant obstruction. From all shooting stake positions there should be no obstructions in the site line or arrow path.
    - c) Arrow flight paths must also be taken into account, such as where a high branch is above the direct sight line to the bale but could obstruct the arch of an arrow path.
    - d) The far-left shooting stakes must be clear to shoot at the far-left edge of the bales and the far-right stakes must be clear to shoot at the far-right edge of the bales.
  2. Behind the bales should also be completely free of any weeds to a distance that a shooter is easily able to stand behind the bale and work or pull arrows, 3 feet is a good guideline for around and behind the bales.
  3. The catch area or berm behind the bales should also be free of weeds and obstructions. This berm area is dependent on the setup of each lane and more particular questions should be addressed to the range captain or club president.
  4. The connecting Walking Path that leads to the next lane should be cleared, 4 foot across, all the way to the road or to the next shooting stakes. If the path includes steps see number 6 below.
  5. The bow rack, i.e. where you hang your bow while extracting your arrows, needs to have a clear path to it that is 3 feet wide, and 3 feet around the rack.
  6. If the target has steps, those steps must be clear of all brush, be as level as possible, no less than 10 inches deep and no more than 12 inches high. They should be reinforced with pipe type retainers to prevent erosion from weather and use conditions. If steps need major repair, report this to the Range Captain or the Board so that appropriate costs can be addressed and repair work scheduled.
- Please note:**
- A. Lane clearing is as much a functional process as it is an aesthetic one. It is important that we always keep in mind the structural stability of the areas and common sense will dictate some of the process such as slope of a lane.
  - B. As each lane has its own particulars, it is recommended that further guidance in respect to clearing processes be discussed with the Field Range Captain or the Club President.

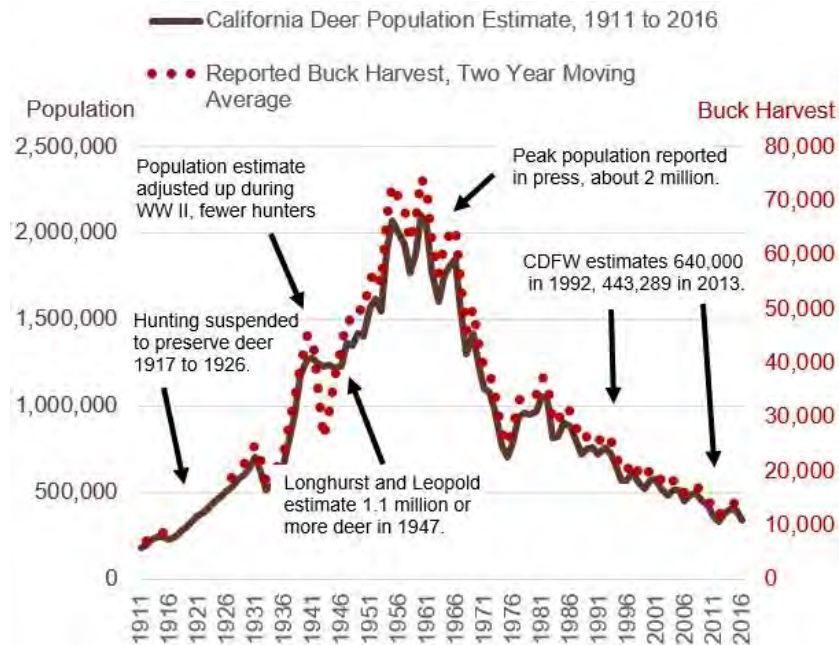
# CALIFORNIA DEER HERD SIZE 1911 TO 2016

A column for the "Conejo Quiver" by Curtis Hermann - July 2019

I recently came across a post on Facebook, placed there by the \*\*CADFV and originated with the link [www.deerfriendly.com](http://www.deerfriendly.com). It is a chart of the estimated size of the California deer herd and the history of fluctuation in its numbers from 1911 to 2016, in other words, a hundred years of study by California wildlife scientists.



Thinking that this would be a nice addition to my Bowhunter Education classes, I saved it. After some study and analysis, it appeared to me that it would also be subject of interest to my fellow club members. As an archer you may not necessarily be a hunter, but our attachment to outdoors and wild-places is still very real. Our curiosity about the wildlife around our homes and archery range, etc. is always of some concern. So, let me dissect this chart for you, from my point of view, and see if I can make it make sense to you.



You will not be surprised when I state that major fluctuations of wildlife populations in California coincide with human population booms and busts.

In reading many of the research papers involved with the analysis of the California deer herd decline, one comes away with a lot of the reasons that have contributed to this decline. Listed effects included ineffective forest management practices that eliminated edge effect of forests (not true by the way, clear cutting actually added edges and open spaces for deer food to grow), human consumption of forest products (wood for housing and businesses), misguided environmentalist policy, lack of "cleansing fires" or as we call them "controlled burns" leading to massive forest fires, seem to be the primary culprits. However, droughts, poor predator control, and California's primary buck only hunting regulations were also part of the mix. My point is that all these reasons are just a side effect of the demands placed on the environment by an exploding human growth situation.

Although not registered on our chart above, I think we can certainly assume that the initial damage to California deer herds coincided with the first few major population booms, the Gold Rush (Jan. 24, 1848 - 1855), which also coexisted with emigrant wagon trains along the Oregon and California trails (mid-1840's - mid-1850's) and lastly the completion of the transcontinental railroad (1863-1869). With each major event California's population would double or triple in a matter of a few short years. This put a heavy burden on the need for venison to feed the masses.

Back in 1911, so many (perhaps the majority) of Californian's were living in rural areas involved in agriculture. Land that was at one time natural habitat for wildlife and shared with native Americans, now is at the mercy of the plow. Emigrants regularly depended on wildlife (in particular deer) as table fare, it was not sport or interest in hunting, it was a simple necessity. Add the taking of game by the emigrants to the annual take by remaining native Americans and you can visualize a decline in the size of the deer herd. Something needed to happen to reverse the decline. The California Department of Fish & Game was formed in 1909 to begin the process of study, of managed wildlife populations and human hunting and fishing regulations.

Still California had few hunting regulations or wardens to enforce rules in 1916, while hundreds of thousands of new acres were being changed from natural game habitat to productive farms every year. When \*\*CADF&G (now CDFW) was started, it was in response to the obvious lack of wild game that rural dependency, city consumption and farming practice had created. The need to take some control, to attempt to alter the situation before extinction became a reality, was the goal. The deer herd state wide was down from several million to an estimate of approximately 150,000.



The first order of business came in 1917, when all deer hunting was suspended to give deer a chance at recovery until 1926. Many predators had been eliminated by farmers to protect farm animals and the deer herd began to grow. The fact that we were also involved in WWI helped, as most young males were away fighting in Europe. Upon the return of the WWI doughboys, hunting again became a popular pastime.

The Great Depression and the Great Dust Bowl (1929 - 1939) were a double whammy of deep trouble. Many Americans headed west where land was still fertile, creating more farms, increasing population in the Golden State and in turn putting more pressure on our deer herd. In 1931 a sharp drop in herd size was again noticed. During the early thirties, game management was a new science and struggled with a lack of knowledge. By 1936 (to 1941) some progress was made with predator control, deer habitat management and regulation enforcement. The late thirties into the early forties was a good period with wildlife management policy beginning to have a positive effect. It was short-lived however.

WWII was now in progress and the young men were again away at war, deer growth again began to drop. The reason, with the young men off to war there was no one around to take advantage of the recently instituted predator control programs, (bounties on mountain lions and coyotes) and the herds again began to decline.

During the 1940's, California became aware that more scientific knowledge was needed if they were to have an effective game management program. Aldo Leopold\* and another naturalist/biologist named Longhurst were hired to estimate the current state wide herd size, to suggest management

technique, and to estimate the future growth. This period began the start of truly effective game management practice.



*Aldo Leopold the father of the science of modern game management.*

From 1947 to 1952, we had the largest deer herd growth in state history, resulting in an estimated deer herd of two million. A lot of this had to do with new hunting regulations/seasons and the growth of hunters that returned home from WWII to pay the bill. Effective predator control programs (where bounties on mountain lions and coyotes were in effect), resulted in a much larger fawn survival rate. New habitat management programs, and modern wildlife management were a success. The effect of the Korean War (1950 - 1953) was also helpful in keeping young men out of the field.

In 1961 we began to see the start of a major decline in California's deer herd size. This correlates with the massive growth of the California suburbs (think San Fernando Valley, Simi Valley, etc.), due to the new Eisenhower interstate freeway and highway systems. This program was very successful at making California a great place for people to succeed in, but the continuing loss of game habitat due to massive population growth, is still the major reason for the wildlife decline that plagues us to this day. By 1976, we see a short burst of growth due to a combination of more modern game management

programs and a drop in hunter numbers. Older hunters dropping out and younger adults choosing more urban activities, help control the deer herd decline throughout the 1980's. Still continued population growth caused habitat loss at a rate that could not be kept up with.

In 1990 we have two major problems that begin to decimate our deer herd to dangerously low levels. First, Proposition 117, passed by the non-hunting people of California, was responsible for ending the control of mountain lions by scientific wildlife management practices, again resulting in dismal fawn survival rates. Following prop117, were two long droughts that concentrated deer to nearby limited water sources making them easier prey for predators. The end result of the three barriers (urban sprawl, prop 117 and drought) means the herd size has been reduced now from a two million deer high to less than 500,000. If this continues, herd size could soon to be nearly back to where we started in 1916. Hopefully the break in droughts will help us resist any further decline in herd size, at least for a while. It needs to be said that with the amount of the land needs of the current California population that not enough deer habitat remains to handle a deer herd much larger than the current estimate of 450,000.

This seems to be the first generation where California has begun to decline in population, should this continue it could be a possible benefit to wildlife.

Starting in 1947 California's organized archers have taken a very active and effective role in the deer management work with the Department of Fish & Wildlife through their state bowhunting organization the California Bowmen Hunters State Archery Association (CBH/SAA).

You will notice that nowhere in this analysis have I included hunters as part of the problem. Hunters in this state were never a majority, even in 1916\*\*\*, and today they make up only approximately 1.5% of the population. If it were not for the hunters, and their involvement in wildlife management and their dollars, this disastrous decline in the deer herd would have never survived the 1920's, prop 117 side effects, or the habitat loss due to human growth in California. However, even hunters (who's dollars are the majority financial support of the CDFW) providing the only chance wildlife has of workable protection, can only do so much.

Even though on a nationwide basis, Americas deer herd exceeds the numbers estimated at the time Columbus's arrival, only in California do we have a deer herd population in distress.

*"Ishi" The last of the Yahi tribe died in 1916 of tuberculosis in San Francisco.*



The success rates of California hunters are between 3% locally and 19% in the very best of areas, is the worst success rate in the entire country. Should hunters and hunting continue its current decline of participation in California,

who will save the wildlife, who will pay the bill? If no other method of income is designed beyond hunters' dollars and concern, the game we love to watch will surely suffer the most.

Until next month,  
Curtis  
"Life is Better Outdoors"

*\*Aldo Leopold, considered the father of modern wildlife management, was a naturalist / biologist working for various state natural resources departments. If you are fond of John Muir or Thoreau, you will definitely want to read "A Sand County Almanac" by Aldo Leopold. Your understanding of what makes the great outdoors tick will be largely increased by reading this book.*

*\*\*CADFW is the California Department of Fish and Wildlife, formerly California Department of Fish & Game or CADFG.*

*\*\*\* Sport hunters have always been a small portion of California's population, even in 1916 the majority of deer harvested was not by or for sport hunting, but subsistence hunting for family table fare. By the way "table fare" is the motivation even for the sport hunter.*



*East meets West in 1869 at Promontory Point, Utah Territory 1869 the transcontinental railroad is completed.*



*1840-1850 California Emigrant Trail heading west for the gold fields but mostly ending up as farmers.*



*1848 -1855 California Gold Rush*

# CLUB TOURNAMENT NEWS AND STANDINGS

John Downey, Tournament Chairman

We had a smaller than normal turnout in June with just twelve cards being turned in.

Norman “Ironman” Rice must have had his Wheaties that morning, as he turned in an impressive 561 handicaped score (509 scratch). He was followed by President Kurt Hoberg, shooting his trusty FITA bow for a 552 (438 scratch). The usual dynamic duo of Charles Neace (543, 512) and Oscar Melendez (540, 510) picked up third and fourth.

Top Traditional Shooter for the month was James Stankovich (511 hscore), who once again also picked up the top scratch score of 280.

**NOTE:** There are only three club shoots left in the club year (July, August, & September). Remember, you need at least 5 scores to compete for a range record trophy. You also need at least 7 scores to compete for the Club Trophy as it is based on handicap (which you don’t pick up until your third club shoot).

NAME	HSCORE	SCRATCH	DIVISION	STYLE
Norman Rice	561	509	GA	FS
Kurt Hoberg	552	438	A	FITA
Charles Neace	543	512	A	FS
Oscar Melendez	540	510	A	FS
Jim Collins	524	401	A	BHFS
Didier Beauvoiz	253	253	A	TRAD
Amelie Leviant	521	307	Y	FS
Scott Leviant	519	388	A	FITA
James Stankovich	511	280	GA	LB
Nathan Collins	490	307	Y	BHFS
Tom Swindell	480	216	GA	TRAD

Yorman Zelaya	93	93	A	FS
---------------	----	----	---	----

## Club Trophy (Best Five Handicaped Scores, shooting a bow with sights)

Oscar Melendez showed that he still has the “right stuff”, and is at the top again this month for the coveted Club Trophy Belt Buckle.

His buddy Charles however, is only back by two tenths of a point. Yup, this is going down to the last club shoot. Will Oscar pick up the trophy again this year, or will Charles, sneak in for the award?

NAME	AVERAGE	STYLE
Oscar Melendez	556.2	FS
Charles Neace	556.0	FS
Terry Marvin	543.2	FS
Jim Collins	538.0	BHFS
Scott Leviant	532.4	FITA

## Club Trophy Traditional (Best Five Handicaped Scores – No Sights)

It has been a while since we looked at the score totals for this award. James Stankovich is looking good right now for the trophy, but none of his Traditional Shooting Buddies is going to roll over and play dead on this one. Tom Swindell in only down by 9 points, and Joe Cavaleri and Tom Sheppard have three more months to drop non-handicaped scores off. This could go down to the last shoot again just like last year.

NAME	AVERAGE	STYLE
James Stankovich	500.0	LB
Tom Swindell	491.4	TRAD
Joe Cavaleri	364.0	LB
Tom Sheppard	343.8	TRAD



**Perpetual Trophy (Best 10 Scratch Scores – Multiple Shooting Styles Allowed)**

Oscar is again at the top of the pack for the trophy, though Charles' average is less than two points back. This one is still open as well.

NAME	TOTAL	STYLE	AVERAGE
Oscar Melendez	4126	FS	515.8
Charles Neace	4113	FS	514.1
Norman Rice	4958	FS & BHFS	495.8
Terry Marvin	3358	FS	479.7
Scott Leviant	3164	FITA	395.5

**Golden Ager Trophy (Best Three Handicaped Scores)**

Norman Rice seems to have a lock for this trophy, and is once again at the top of the standings for the award, though James Stankovich is edging closer and closer shooting his longbow.

NAME	AVERAGE	STYLE
Norman Rice	545.3	BHFS
James Stankovich	512.0	LB
Tom Swindell	506.3	TRAD

**All Club Scores to Date**

Name	Division	Scratch Score	Style	Handicap	Handicap Score	Date Shot
Amelie Leviant	Y	307	FS	214	521	6/23/2019
Amelie Leviant	Y	291	FS	0	291	4/28/2019
Amelie Leviant	Y	280	FS	0	280	5/26/2019
Bill Bachelor	A	76	TRAD	0	76	5/26/2019

Bob Bombardier	A	137	LB	0	137	2/24/2019
Bob Bombardier	A	135	LB	341	476	3/24/2019
Bob Bombardier	A	131	LB	0	131	1/27/2019
Bob Bombardier	A	128	LB	342	470	5/26/2019
Carlos Parada	A	498	FS	0	498	12/23/2018
Charles Neace	A	533	FS	30	563	5/26/2019
Charles Neace	A	519	FS	34	553	4/28/2019
Charles Neace	A	517	FS	38	555	3/24/2019
Charles Neace	A	515	FS	42	557	2/24/2019
Charles Neace	A	512	FS	31	543	6/23/2019
Charles Neace	A	509	FS	0	509	11/25/2018
Charles Neace	A	508	FS	44	552	1/27/2019
Charles Neace	A	500	FS	0	500	12/23/2018
Cher Riggs	A	408	FITA	151	559	5/26/2019
Cher Riggs	A	385	FITA	158	543	4/28/2019
Cher Riggs	A	383	FITA	167	550	1/27/2019
Cher Riggs	A	342	FITA	0	342	11/25/2018
Cher Riggs	A	328	FITA	0	328	12/23/2018
Cher Riggs	A	320	FITA	174	494	3/24/2019
Chuck Thurber	GA	363	FS	0	363	1/27/2019
Chuck Thurber	GA	323	FS	0	323	11/25/2018
Clark Pentico	A	496	BHFS	0	496	4/28/2019
Cory Riggs	A	333	BHFS	0	333	11/25/2018
David Bombardier	A	38	LB	0	38	3/24/2019
David Jockisch	A	504	FS	50	554	4/28/2019
David Jockisch	A	498	FS	0	498	2/24/2019
David Jockisch	A	493	FS	51	544	3/24/2019

David Jockisch	A	483	FS	54	537	5/26/2019
David Jockisch	A	472	FS	0	472	1/27/2019
Derek Lyneis	A	481	FS	0	481	3/24/2019
Didier Beauvoir	A	193	TRAD	0	193	5/26/2019
Didier Beauvoiz	A	253	TRAD	0	253	6/23/2019
Erik Hammerquist	A	466	BHFS	0	466	11/25/2018
Hector Alvarez	A	426	FS	0	426	3/24/2019
Hector Alvarez	A	420	FS	113	533	5/26/2019
Hector Alvarez	A	412	FS	0	412	4/28/2019
Jaiden Jockisch	C	199	TRAD	299	498	4/28/2019
Jaiden Jockisch	C	183	TRAD	310	493	3/24/2019
Jaiden Jockisch	C	176	TRAD	0	176	2/24/2019
Jaiden Jockisch	C	162	TRAD	0	162	1/27/2019
Jaiden Jockisch	C	152	TRAD	306	458	5/26/2019
James Stankovich	GA	297	LB	0	297	12/23/2018
James Stankovich	GA	280	LB	231	511	6/23/2019
James Stankovich	GA	270	LB	247	517	4/28/2019
James Stankovich	GA	264	LB	244	508	5/26/2019
James Stankovich	GA	263	LB	0	263	1/27/2019
James Stankovich	GA	253	LB	231	484	2/24/2019
James Stankovich	GA	231	LB	249	480	3/24/2019
Jim Collins	A	429	BHFS	125	554	3/24/2019
Jim Collins	A	414	BHFS	114	528	4/28/2019
Jim Collins	A	412	BHFS	142	554	2/24/2019
Jim Collins	A	405	BHFS	115	520	5/26/2019
Jim Collins	A	401	BHFS	123	524	6/23/2019
Jim Collins	A	371	BHFS	159	530	1/27/2019

Jim Collins	A	363	BHFS	0	363	12/23/2018
Jim Collins	A	350	BHFS	0	350	11/25/2018
Joe Cavaleri	GA	191	LB	316	507	3/24/2019
Joe Cavaleri	GA	191	LB	326	517	2/24/2019
Joe Cavaleri	GA	178	TRAD	0	178	4/28/2019
Joe Cavaleri	GA	160	LB	304	464	4/28/2019
Joe Cavaleri	GA	154	LB	0	154	12/23/2018
Joe Cavaleri	GA	144	TRAD	0	144	5/26/2019
Joe Cavaleri	GA	114	LB	0	114	1/27/2019
John Weatherwax	A	453	TRAD	0	453	1/27/2019
Jose Navarro	A	78	TRAD	0	78	1/27/2019
Kale Hayes	A	326	BHFS	0	326	1/27/2019
Kurt Hoberg	A	468	FITA	0	468	12/23/2018
Kurt Hoberg	A	438	FITA	114	552	6/23/2019
Kurt Hoberg	A	429	FITA	115	544	3/24/2019
Kurt Hoberg	A	427	FITA	108	535	1/27/2019
Kurt Hoberg	A	394	FITA	105	499	2/24/2019
Kurt Hoberg	A	387	FITA	126	513	4/28/2019
Kurt Hoberg	A	380	FITA	0	380	11/25/2018
Nathan Collins	Y	352	BHFS	210	562	4/28/2019
Nathan Collins	Y	334	BHFS	192	526	5/26/2019
Nathan Collins	Y	308	BHFS	218	526	1/27/2019
Nathan Collins	Y	307	BHFS	183	490	6/23/2019
Nathan Collins	Y	292	BHFS	0	292	12/23/2018
Nathan Collins	Y	274	BHFS	221	495	3/24/2019
Nathan Collins	Y	270	BHFS	216	486	2/24/2019
Nathan Collins	Y	266	BHFS	0	266	11/25/2018

Norman Rice	GA	510	FS	0	510	12/23/2018
Norman Rice	GA	509	FS	52	561	6/23/2019
Norman Rice	GA	500	FS	0	500	1/27/2019
Norman Rice	GA	498	FS	56	554	5/26/2019
Norman Rice	GA	496	FS	51	547	3/24/2019
Norman Rice	GA	495	BHFS	58	553	3/24/2019
Norman Rice	GA	493	FS	47	540	2/24/2019
Norman Rice	GA	489	BHFS	0	489	1/27/2019
Norman Rice	GA	484	BHFS	60	544	5/26/2019
Norman Rice	GA	484	BHFS	0	484	12/23/2018
Norman Rice	GA	478	FS	57	535	4/28/2019
Norman Rice	GA	477	BHFS	62	539	2/24/2019
Oscar Melendez	A	538	FS	26	564	5/26/2019
Oscar Melendez	A	527	FS	36	563	3/24/2019
Oscar Melendez	A	520	FS	39	559	1/27/2019
Oscar Melendez	A	518	FS	37	555	4/28/2019
Oscar Melendez	A	510	FS	30	540	6/23/2019
Oscar Melendez	A	508	FS	0	508	11/25/2018
Oscar Melendez	A	507	FS	0	507	12/23/2018
Oscar Melendez	A	498	FS	42	540	2/24/2019
Robb Ramos	A	129	TRAD	353	482	3/24/2019
Robb Ramos	A	115	TRAD	0	115	1/27/2019
Robb Ramos	A	113	TRAD	0	113	2/24/2019
Robb Ramos	A	92	TRAD	359	451	5/26/2019
Scott Leviant	A	419	FITA	123	542	5/26/2019
Scott Leviant	A	418	FITA	126	544	3/24/2019
Scott Leviant	A	409	FITA	0	409	12/23/2018

Scott Leviant	A	406	FITA	135	541	1/27/2019
Scott Leviant	A	388	FITA	131	519	6/23/2019
Scott Leviant	A	383	FITA	133	516	4/28/2019
Scott Leviant	A	382	FITA	129	511	2/24/2019
Scott Leviant	A	359	FITA	0	359	11/25/2018
Terry Marvin	A	497	FS	61	558	1/27/2019
Terry Marvin	A	486	FS	0	486	12/23/2018
Terry Marvin	A	479	FS	61	540	3/24/2019
Terry Marvin	A	478	FS	58	536	2/24/2019
Terry Marvin	A	475	FS	67	542	5/26/2019
Terry Marvin	A	474	FS	66	540	4/28/2019
Terry Marvin	A	469	FS	0	469	11/25/2018
Tom Sheppard	GA	166	TRAD	339	505	2/24/2019
Tom Sheppard	GA	155	TRAD	325	480	3/24/2019
Tom Sheppard	GA	142	TRAD	350	492	1/27/2019
Tom Sheppard	GA	122	TRAD	0	122	11/25/2018
Tom Sheppard	GA	120	LB	0	120	1/27/2019
Tom Sheppard	GA	102	TRAD	0	102	12/23/2018
Tom Sheppard	GA	93	LB	0	93	12/23/2018
Tom Swindell	GA	264	TRAD	0	264	12/23/2018
Tom Swindell	GA	263	TRAD	249	512	1/27/2019
Tom Swindell	GA	255	TRAD	267	522	5/26/2019
Tom Swindell	GA	222	TRAD	0	222	11/25/2018
Tom Swindell	GA	219	TRAD	266	485	4/28/2019
Tom Swindell	GA	216	TRAD	264	480	6/23/2019
Tom Swindell	GA	204	TRAD	254	458	3/24/2019
Yorman Zelaya (Guest)	A	93	FS	0	93	6/23/2019

## ADOPT-A-TARGET (CVA Roving Range)

Almost all of the target lanes have been adopted. If interested in adopting one you can contact one of the Board Members.

Jbd

Target	Distance	Adopter
1	35 yrd fan field 36 yrd fan hunter	Ben Shirley
2	30 yrd. field 32 yrd hunter	Ben Shirley
3	20 yrd. field 19 yd walk-up hunter	Tom Sheppard
4	35 ft. walk-up field 11 yrd hunter	Cher Riggs
5	80 yrd. walk-up field 70 yrd. walk-up hunter	Norm Rice
6	25 yrd field 28 yrd. fan hunter	William Bachellar
7	55 yrd field 53 yrd walk-up hunter	Jim Collins
8	45 yrd walk-up field 44 yrd hunter	Jim Collins
9	15 yrd. field 15 yrd. walk-up hunter	Ron Riley
10	65 yrd. field 64 yrd. walk-up hunter	
11	40 yrd field 40 yrd. Hunter	Steve Price
12	60 yrd field 58 yrd. walk-up	Jackie Rice
13	45 yrd field 23 yrd. walk-up hunter	B. McReady

14	50 yrd. field 48 yrd walk-up hunter	
15	45 yrd. walk-up field 44 yrd. hunter	Ruth Haskins
16	50 yrd. field 48 yrd. hunter	Tom Sheppard
17	20 yrd field 19 yrd. walk-up hunter	
18	80 yrd. walk-up field 70 yrd walk-up hunter	
19	55 yrd. field 53 yrd. walk-up hunter	Wayne Williams
20	25 yrd. field 28 yrd. fan hunter	Wayne Williams
21	35 yrd. fan field 36 yrd fan hunter	Phil Bruno
22	30 yrd. field 32 yrd. fan hunter	Phil Bruno
23	35 ft. walk-up field 11 yrd. Hunter	Charles Shaw
24	45 yrd. field 23 yrd. walk-up hunter	Derek Lyneis
25	65 yrd. field 64 yrd. walk-up hunter	Henry Marengo
26	60 yrd field 58 yrd. walk-up	
27	15 yrd. field 15 yrd. walk-up hunter	Lois Price
28	40 yrd. field 40 yrd. hunter	Dennis Smith
	20-40 yd practice butts	
	20 yd practice butts running pig	Lois Price

## YOUR CVA OFFICERS

President <a href="mailto:president@cvarchers.com">president@cvarchers.com</a>	<b>Kurt Hoberg</b>	(805) 552-9934
Vice-President <a href="mailto:vicepresident@cvarchers.com">vicepresident@cvarchers.com</a>	<b>Bonnie Marshall</b>	(805) 379-8721
Secretary	<b>Scott Leviant</b>	(818) 477-2814
Treasurer	<b>Cher Riggs</b>	(805) 368-7466
Board Members	<b>Cathy Linson</b> <b>Lee Glaser</b> <b>Mike Keena</b> <b>Bill Davis</b> <b>Kevin Cloepfil</b>	(805) 791-5102  (805) 527-4585  (805) 390-1059
Range Captain		
Target Chairman	<b>Kevin Knebel</b>	(805) 390-1059
3D Range Captain	<b>Bryan Tanger</b>	(805) 915-7347
Publicity Chair	<b>David Jockisch</b>	(805) 217-1356
Editor / Tournament Chair	<b>John Downey</b>	(805) 527-4894
<b>CVA Answering Service</b>		<b>(805) 328-4721</b>
Past-President & whatever we need him to do guy	<b>Clark Pentico</b>	(805) 630-1749

## FRIENDS OF CONEJO VALLEY ARCHERS



**805.581.1671**  
2150 Agate Court • Simi Valley, CA 93065

# CONEJO QUIVER

August 2019



The August 2019 General Membership Meeting was held on **Sunday August 25, 2019,**  
**at 11:30 am** per our normal schedule. **The next meeting is September 22, 2019.**

## FROM THE EDITOR

John Downey, Editor

Wow!, we have a lot to present this month to you. All of our irregulars including President Kurt Hoberg, Vice President Bonnie Marshall and Cathy Linson (Cathy Corner), have columns for your edification. Curtis Hermann has once again given us a timely article on, “**Controlled Breath and the Shot**” for your education as well.

We also have information of the new On-line Voting Procedure that is being instituted for the upcoming election. One of the problems of our old paper paper-based mail-in voting procedure was that we received very few ballots back each year. The new procedure makes it much easier for you to be heard by the Board. Please do read the article on it and vote. **NOTE:** You still have the option to vote by paper should you wish (once again read the article). A special thanks to Bonnie Marshall for spearheading this. Member response to this has been very positive.

We also have a number of flyers for several of our upcoming events, including the October Fun in The Sun Zombie Shoot, December Spark of Love (Toys for Tots), as well as the October Awards Banquet (do make plans to attend all three).

You'll also see a large spread of photos from the recent Public Session Bales Change out and PS Equipment Bin redo. Lots of folks came out to support the work party and were treated to a great BBQ Lunch.

We also have all the scores from last month's shoot, and the standings for the various Club Trophies. I've also included some frequently asked questions and answers regarding the monthly club shoot, handicaps and the various trophies awarded. So, check my column out. I may have answered something you have been curious about. You can of course always send your questions to me by email at johndowney@sbcglobal.net.

John Downey  
Editor

## FROM THE DESK OF THE PRESIDENT

### Public Session Work Party

We had a very successful work party at the Public Session this month on Saturday the 10<sup>th</sup>. I want to thank everyone that signed up and came out to help - per our signup WEB page over 60 CVA members volunteered to assist.



We compressed, banded, and placed 130 bales on the Public Session range. The 5M, 10M, and 18M bales were all replaced, as well as the bales for the 20-40Y targets. The overage of bales (~30) was moved to the Field Range and will be used to replace the bales on the practice lane, date TBD. The 10M line has been extended due to more shooters at that distance.

We rented a bobcat and three trash bins. All the old, decomposing bales behind the 5M line have been thrown out, as well as the leaning pyramid of arrow-eating bales behind the 90M target. The driveway into the PS range has been shored up with additional dirt that had been lost due to erosion using the dirt that was piled up behind the 5M line.

The PS bin is going through reorganization. The old, too-big shelf at the end of the bin has been removed and the bin is prepped for new shelving and bow storage. All bows have been pulled, cleaned, strings inspected and waxed, arrow rests replaced, organized, and put back in the bin. Arrows have been repaired and sorted.

The kitchen has new lighting and power. The outside of the kitchen was power washed, along with the benches and patio area. The inside of the bin was scrubbed in preparation for sanding the floor. We will be sealing the roof, replacing the fans, and putting the kitchen back together during a future work party.

Weeds were cleared from the Valley West bin to the fence line with the flail mower.

Thanks to Jim Pellerino for serving an amazing BBQ lunch to all our hard working CVA members.

Due to the large number of volunteers, all this was all done in less than 9 hours.

Again, thanks everyone for coming out. I am so proud of our club and our range. We couldn't offer the facility and programs that we do without your support and help. Thanks everyone!

### **Elections**

Thanks to Bonnie, we will be holding our elections this year via electronic ballot. I'm really excited about this, as we really needed to move into the 21<sup>st</sup> century for our elections. Be sure to look out for the electronic ballots coming your way (check SPAM as well just in case) and make your vote count!

### **Tournament Range**

The parking lot is back! Thanks to our new flail mower, we made very quick work of clearing the weeds from the parking lot. The planters are also cleared of mustard and the range itself has been dragged.

Thanks everyone that helped with this task.

### **Tournament News**

The following Tournaments are scheduled. As always, if anyone has questions about shooting tournaments and participating please reach out to me, we always like seeing CVA members on the podium. For the entire list of (almost) daily shoots available in California, reference the [CBH newsletter](#) or [Event Calendar](#).

August 24<sup>th</sup>-25<sup>th</sup>, **24<sup>th</sup> Annual Grapestakes Tournament**, held at Discovery Park in Sacramento, CA. This is a FITA 1440 World

Archery format shoot. Information is posted at the California Archery WEB site, details here. Registration is open.

<https://calarchery.net/events/icalrepeat.detail/2019/08/24/138/-/24th-annual-grapestakes-tournament>

September 21<sup>st</sup>-22<sup>nd</sup>, **Pacific Coast Championships**. Held at Discovery Park in Sacramento. This is a Star FITA 1440 World Archery State Ranking Tournament. Registration is open, details here: <https://calarchery.net/events/icalrepeat.detail/2019/09/21/139/-/pacific-coast-championships>

As always, if you place at a tournament let me know so I can recognize your achievement in this article.

### **Field Range**

We are still looking for a Field Range Captain.

Tom and everyone that helps him will be available to train the new Range Captain. If you are interested, please reach out to me or contact any board member. Your club needs YOU!

### **Field Range Captain (Vacant)**

- Coordinate with the Field Target Chair to be sure that the Field Range has targets
- Verify hay bales are shootable
  - Order hay bales as required
  - Band hay bales - coordinate work parties to do so
  - Place hay bales as needed - coordinate work parties
  - Verify materials (banding and clips) are available and work with the BOD to order any/all materials as needed
- Meet deliveries at the range as schedule permits. Work with the BOD to schedule a club member to meet deliveries as required.
- Be present at BOD and General Meetings as schedule permits. When attendance is not possible, provide a written report via email prior to the BOD meeting.



- Verify range shoot-ability, weed abatement.
  - Be the Point of Contact for Range Beautification Days, record and verify Club Member work hours during work activities on the Field Range.
  - Work with lane adoptees to maintain their adopted lane(s)
  - Maintain the list of adopted lanes. Work with the BOD to communicate any changes to the list
  - Schedule work parties as required for weed abatement if necessary, beyond the normally scheduled Range Beautification Days
- Work to keep the Tool and Target bins clear, clean, and organized

### **JOAD / Adult Achievement Pin Program**

This month we have two Adult shooters and a JOAD shooter that have earned pins – congratulations!

- **Alyssa Glaser**, shooting Compound: 1<sup>st</sup> pin, Adult
- **Cory Riggs**, shooting Compound, 1<sup>st</sup> pin, Adult
- **Elizabeth Riggs**, shooting Traditional, 3<sup>rd</sup> pin, JOAD

### **Snakes on the Range**

Keep your eyes open! The snakes are out; we have had numerous sightings. Please be sure to keep your eyes on the ground, don't reach blindly under targets and into the weeds searching for arrows, and be sure where you are stepping.

I have posted an [informative article](#) on our WEB site about snakes if you are interested in learning more.

Please be careful and exercise common sense while on the range.

### **Range Security**

Please keep your driving speeds down when going through the park. There can be and often are children in the area, and the spot just past the restrooms/showers near the play equipment is always where they seem to dart out onto the road. Stay safe and drive slowly. There is no reason to drive fast in the park.

As I do every month, I would like to remind all members to close and lock the CVA gate behind you when you enter the range and be sure to secure and lock the gate when you leave, this includes both the main range entrance and the gate to the Tournament Range. I've lost count the number of times I've personally secured the gate during the weekend and weekdays. We have had vandalism occur – keeping the range secure helps keep the possibility down.

All club members, please be sure to do your part to secure our range.

See you on the range!

Your President,

Kurt

Remember, archery is easy. Shoot a 10, do it again!



**2019**  
**Conejo Valley Archers**  
**Awards Banquet**

**Sunday, October 27, 2019**

**At the Pavilion**  
**Tapo Canyon Park**  
**11:30 am - 2:00 pm**

Volunteer Award Raffles  
President's Award  
Fred Leven Memorial Trophy  
Divisional Awards  
Club Champions

Catered by Green Acres

All CVA members and their families are invited to attend.

**\*\*\*\*NEW THIS YEAR\*\*\*\***

**Please RSVP with # of attendees for dinner when you receive your email invitation!**

**FROM THE DESK OF THE VP**

We are very excited to announce that the Online Voting Option has been approved by the Membership and we will be utilizing this option for this years' Board of Directors elections.



Hopefully everyone has been following this process, as we made this much needed update to our By-Laws that have brought us out of the pen and paper age and into the on-line age! This process will save us time and money and the results will be immediate. We understand that there still may be those who must use a paper ballot and we will send those out to anyone who REQUESTS one. Otherwise the On-Line Voting will be the process of choice for voting.

To request a paper ballot be mailed to you, you will need to send me an email to verify your address and I will send you one. As usual the paper ballot must be received at the September General Meeting by the beginning of the meeting at 11:30 am, so that paper ballots can be added to the count of the on-line voting. Ballots will be available at the meeting.

On-line voting REQUIRES an email for the link to be sent to you. Family Membership who wish to utilize their two votes must have two separate emails in the system. If I only have one email you only get one vote. You must immediately send me your 2<sup>nd</sup> email to be included in this voting. The voting link will go out in the next two weeks with directions. This is an EXTREMELY easy process and takes less than 6 minutes to vote on-line. The system also can accept write -in votes!

If anyone has questions, contact me right away. The link will have a deadline to submit your ballot.

## **CVA MEMBERSHIP ANNIVERSARIES**

12 Years – James Lowry

5 Years – Erik Hammerquist and Family, Curtis Parry and Family

4 Years – Ron Riley

1 Year – Teresa Barry and Family, Bryan Edwards and Family, Tome Fitzgerald and Family, Nathan Rose and Family

## **VOLUNTEERS NEEDED FOR THE PUBLIC SESSIONS**

Are you interested in helping to volunteer, instruct, or coach at the Public Sessions?

There are many new requirements that have come down the pipeline from USAA and NFAA and we need to stay up on them to keep our quality of instruction the best we can. We must also meet these requirements to continue to hold proper insurance coverage. Remember, even if you are a new member and just know the basics of putting on safety equipment then you have what is needed to help already! In my opinion every archer should go through at least the Level 1 Instructor training. It is a great basic safety and information course for all archers. If you have any questions about furthering your training, please don't hesitate to talk to any of the J.O.A.D Coaches. We can discuss what you can do to help!

Thanks!

It's good to see you all regularly at the range!  
Congratulations!

Bonnie  
vicepresident@cvarchers.com  
805-379-8721 leave a message

## **ONLINE ELECTION BALLOTS**

**Online election ballots have been sent out. If you did not receive an online ballot, that means we don't have an email address for you.**

**If you would still like to vote online please forward your email address to Bonnie Marshall.**

**If you require a paper ballot, you must request one from Bonnie.**

**Paper ballots will no longer be sent out automatically to the membership.**

**Election voting begins on September 1<sup>st</sup> and closes on September 21 at 6 pm.**

**If you have any question contact  
Bonnie AT [vicepresident@cvarchers.com](mailto:vicepresident@cvarchers.com)**

## **CHANGES TO CLUB BY-LAWS TO ACCOMMODATE ONLINE VOTING**

### **Nominations and Elections**

Section 1. Nomination Procedure. The President is responsible for appointing a nomination committee, consisting of 3 or more members, not less than two (2) months prior to the annual meeting to be held each September. It is the duty of the nominating committee to nominate one or more candidates for each office and

the three (3) expiring seats on the Board of Directors. The proposed nominees should be announced at the August general meeting. During this meeting, nominations may also be made from the floor by any senior member. Nominees must have been a member of the Club for at least one (1) year and must accept the nomination to be put on the ballot. The membership will elect the officers and directors so nominated at the September General Meeting, or at any special meeting of the members called by the Board of Directors. A member in good standing may be nominated for one (1) or more offices but can accept only one (1) nomination for any elected position

Section 2. Counting of Ballots. Following the nominations at the August meeting, the Election of Officers and Directors will proceed as **provided under Article X of this Constitution**. The time for the counting of the ballots shall not be later than the date of the Annual Meeting in September. A nominee on the ballot for an office shall not assist in counting ballots.

Section 3. Tie Votes. In case of a tie vote, the issue shall be determined by lot.

Section 4. Tenure in Office. The officers and directors of this Club shall be elected each year in the manner provided in Section 1 of this Article and shall take office the first meeting in October. Officers shall hold office for one year and until their successors are elected and installed in office. Directors shall be elected for staggered two (2) year terms; three (3) in each even numbered year (to be served during the ensuing odd numbered year), and three (3)

in each odd numbered year (to be served during the ensuing even numbered year).

## Article X

### Voting

Section 1. Voting by Mail Procedure. A matter to be submitted to the vote of the members, including the Election of Officers and Directors, may be submitted to the members by mail at any time the Board of Directors may deem it necessary. The ballot sent to the membership shall state the issue or issues and/or each candidate and the office for which he or she is a candidate, and the time and place for counting the ballots. Each member shall find enclosed in the envelope mailed to them the following:

- A. A small unmarked envelope.
- B. A larger return-addressed envelope marked 'Ballot'.
- C. A ballot with the following information printed at top of said ballot:

(Voting Procedure)

- 1) After marking your ballot, place it into the unmarked envelope and seal it.
- 2) Place the sealed unmarked envelope into the larger return-address envelope and seal it. Family Memberships holding two votes can place both individually sealed ballots into one mailing envelope.
- 3) Print or label your name and address on the upper left-hand corner and mail it.
- 4) The printed names on the outside of the return-addressed envelope will be checked against the paid-up membership files.

Be sure they are legible. If your name(s) and address is not on the outside of the large envelope, your ballot will not be counted.

### Added Section for Review

Section 2. Voting On-line Procedure. A matter to be submitted to the vote of the members, including the Election of Officers and Directors, may be submitted to the members via a secure, on-line voting site. The site to be used will be confidential and left to the discretion of the Board.

Any items up for voting will be presented to the Membership via email presentation and/or promoted through any communication deemed necessary by the Board. All communications will include a complete detailed procedure for the process being used and will state opening and closing date and time of any election or voting procedure.

All results will be presented to the Membership in a timely manner, via email or at any General Meeting or as deemed appropriate to the subject matter.

All Members will be requested to provide an individual email for these procedures. Family Memberships will be asked to provide two separate emails to provide two votes for their membership. All Members will be encouraged to use this option.

Any Member without on-line access will have an "opt out" option if needed and will be provided an appropriate, secured, alternate method to vote if requested.

## LOCKS CHANGING/MEMEBERSHIP RENEWALS

**\*\*\*NEXT MONTH\*\*\***

Along with membership renewals, there will of course be the changing of the locks. The CVA gate lock will be changed out on Friday September 27<sup>th</sup> at noon. Membership renewals and key exchanges will then commence the next day.

Options for membership renewals/key exchanges are:

**1. EXCHANGE at the RANGE – This your Best Option with fastest turnaround time**

Please see the schedule below for all dates that the exchanges will be done AT THE RANGE.

All exchanges during Public Open Sessions will be from **9:30 am to 1pm ONLY**. I cannot do exchanges past 1pm as I have Private Groups coming in at that time. Make sure to have all listed items ready for renewal.

**FAST PASS LANE** - I will be doing renewals at the September General Membership Meeting on Sunday September 22<sup>nd</sup>, the week before the keys get changed. If you would like to renew earlier by mail or

at the meeting you can just get into the FAST PASS LANE to pick up your key on any date below.

***Saturday September 28<sup>th</sup>***

***Saturday October 5<sup>th</sup>***

***Sunday October 6<sup>th</sup> – Zombie Shoot – after registration is completed***

***Saturday October 12<sup>th</sup>***

***Saturday October 19<sup>th</sup>***

***Saturday October 26<sup>th</sup>***

***Sunday October 27<sup>th</sup> – 2019 CVA Year End Awards and Banquet***

After this date I cannot accept renewals at the range during Public Session and memberships must be mailed in or completed after any General Meeting or after registration at any club tournament.

**2. MAIL IN OPTION – This option takes at least two weeks for you to get your keys and there have been issues with mailing keys.**

**You will need to Include:**

- A signed waiver for each archer on the membership
- A signed Membership Agreement
- A copy of your driver's license for SGA and FGA memberships
- A copy of Fall class registration for Student Memberships or any fulltime student up to age 24, staying on a Family Membership

- Tape your old key to and index card (add \$5 to your renewal if you have lost your key)
- Mail all items and your renewal check to:

**Conejo Valley Archers - PO Box 3982, Thousand Oaks, CA 91359**

When your renewal is received a new key and membership card will be mailed to you.

***Maintenance Fee*** = \$168 or Non-Working Membership commits to 12 hours of volunteer hours per membership

***Membership Renewal:***

Family - includes spouses and all minor children up to age 18 years and full-time students with proof of class registration up to age 24 = \$160

Single – includes one adult age 18 years and over = \$130

Student – includes any full-time student over 18 years, with proof of fall class registration = \$50

Senior Golden Ager (SGA) – includes one adult 65 years or older with copy of driver's license = \$65

Family Golden Ager (FGA) – includes spouses with one being aged 65 years or older with copy of driver's license = \$75

We have strived to make renewing as easy and convenient as possible with 7 opportunities at the range and mailing in. We hope that everyone will renew as soon as possible. Remember your renewals are part of the club budgeting and having all members renew in a timely manner helps us to plan for this new club year. It

also gives all working members plenty of time to get their hours in by the end of the year. Please remember there are NO PRORATIONS for Renewals.

Thanks for supporting our club!!

Bonnie

## AMAZON SMILE

Every month our club receives free money from this program. Amazon is **tripling the donation amount** to 1.5% when customers make their **first** eligible [smile.amazon.com](https://smile.amazon.com) purchase from March 12 - 31. This is a great opportunity to increase Conejo Valley Archers' AmazonSmile donations by reminding supporters to shop at [smile.amazon.com](https://smile.amazon.com).

If you do purchase any items on Amazon but haven't yet used Amazon Smile this is a terrific opportunity to do so! Most everything you buy on the regular Amazon site is on AmazonSmile and nothing else changes in regards to your purchases or processes on Amazon.

For additional details about the promotion, visit the promotion [detail page](#).



## LOST AND FOUND

### LOST

**Lost arrows at the Public Session Range on 8/24. Probably in the parking lot. Contained 24 Easton xx75 Platinum Plus 1716 arrows with red spin vanes.**

**If found please contact Cathy Linson @ 80-791-5102**

### LOST

**A bag was left near where the BBQ was served at the Bale Change Out on 8/24. It contained kitchen utensils, a hat and pruners. It belongs to Debra Warren. She was cleaning up after the BBQ and left it sitting in the parking lot near where the grill was located.**

**If you found it please contact a board member.**

## **CATHY'S CORNER**

Thank you to everyone, all 70 of you, who showed up to help at the Bale Changeout. Not only did we get the bales on the Public Session Range replaced but we also cleaned the kitchen bin, power washed the kitchen deck and picnic tables, repaired arrows, and remodeled the public session bin. A special thank you to Jim Pellerino, Debra Warren and Ray Zimmerman for that amazing lunch.

Also thank you to Deepak Krishna for taking on the kitchen floor and deck. He will be working on those over the next few weekends to get them protected and looking beautiful.

And thank you to Bruce Borner and Arthur Marines for cleaning up the bowfishing station.

One more thank you to Ben Shirley for taking on extra lanes on the field range over the past few months.

### **END OF CLUB YEAR INFORMATION**

The end of our club year is fast approaching, the last day for work hours to count for this year is 9/15/19. Then we have until 9/30/19 to make sure the numbers I have are correct. It will be important for everyone to check the hours sheet when I send it out and let me know quickly if you have any concerns.

Many of you have worked significantly more than your required hours, thank you. This year has required lots of weed abatement to keep the range shootable and we have a number of projects in the works. There is still more to do, see below and come out to help if you can.

Some folks have not completed their required hours, there are still things you can do before 9/15/19, see below or contact me and perhaps we can work something out.

### **WORK OPPORTUNITIES**

The yardage markers on the Field Range need painted. This is something that can be done anytime, so if you are interested contact me, Cathy Linson.

There are lanes on the Field Range available for adoption, we have a member taking care of some of them now but he already has 2 lanes that he keeps in great shape. Keeping the range shootable, especially in years with lots of rain, takes many people stepping up. Adopting a lane is a good way to get hours even if you cannot work at the range on Saturdays or Sundays. Working to keep a lane clean can be done once per month unless we get lots of rain then it may need to be done more often. Right now, you need your own tools to take care of a lane but soon we will have a tool locker available. If you are interested let me know or contact any board member.

We need people who know, or want to learn, how to repair arrows. This is a detail-oriented job. An excellent position for those who cannot do more physical work! Repair includes: Sorting and cleaning of arrows, Fletching, and Nock or Tip Replacement. Just show up at the public session, most Saturdays from 9am until 1pm, and see one of the Coaches to help out.

See you at the range,  
Cathy Linson

Required and Volunteer Hours Coordinator

Conejo Valley Archers

[cmlinson@yahoo.com](mailto:cmlinson@yahoo.com)

805-791-5102





# Conejo Valley Archers

15th Annual

## Toy Drive

### Sunday, December 1, 2019

This is a Rain or Shine Event

### 30 Novelty and 3D Targets

2 arrows, marked yardage, 10-8-5 scoring



- ADULTS
- YOUNG ADULTS 15-17
- YOUTH 12-14
- CUB 11 and younger
- Compound
- Recurve
- Longbow

REGISTRATION  
7:30 - 9:00 AM

COST  
One unwrapped toy  
valued at ~\$15.00  
(two per Family)

Matchbox for mulligans: 2 mulligans can be "bought" for 2 toy cars (or \$1 each)  
Snacks and drinks available at the snack bar.

Directions: 118 Fwy to Simi Valley, exit Tapo Canyon, Go North 3 miles, turn left into Tapo Canyon Park. The range is inside the park. No dogs allowed.

For information on the Toy Drive: [rosehobera@roadrunner.com](mailto:rosehobera@roadrunner.com)

For Club/Shoot/Schedule Information call the club phone 805-328-4721  
Or visit our website [www.cvarchers.com](http://www.cvarchers.com)



## CONEJO VALLEY ARCHERS ANNUAL FUN IN THE SUN SHOOT **ZOMBIE MONSTER NOVELTY & 3-D SHOOT**

SHOOTING STYLES

(Traditional Stakes - Absolutely None over 50 yards)

REGISTRATION 7:30 - 9:00 am

NON-CHEMICAL or USAA bow \$5 more

- Senior, Adult, Young Adult,
- Youth, Cub
- FS, FSL, BHFS, BHFSL, BH, BB
- FTA Recurve - LB (Longbow)
- RB (Recurve) - SB (Setbow)
- 2 ARROWS
- Marked Yardage
- 10 - 8 - 5 SCORING
- Available - One Doe Tag
- 2 Mulligans @ \$1 each



Adults	\$20
Family*	\$30
Couples	\$25
Seniors (60+)	\$15
Young Adults (15 - 17)	\$15
Youths (12 - 14)	\$10
Cubs (under 12)	\$ 5
(*Includes Spouses and Dependent children under 18)	

Absolutely No Dogs allowed on Range

If you park inside the County Park at any time you must pay a daily parking fee of \$4.00

Free day parking inside our fenced range.

DIRECTIONS: TAKE THE 118 FREEWAY INTO SIMI VALLEY, EXIT AT TAPO CANYON, NORTH ON TAPO CANYON ROAD 3 MILES TO TAPO CANYON PARK, TURN LEFT INTO THE PARK. THE RANGE IS INSIDE THE PARK TO THE LEFT AS YOU ENTER.  
FOR INFORMATION CALL 213-922-3899

# RANGE BALE CHANGEOUT WORKPARTY



The "Tool Man" came prepared



(Back from a sale at Harbor Freight?)





**Got Arrows?**



**Arrow Redo Station**



**Public Session Bin Redo**



**Tote that Bale**





**Jim Pellerino's Magical BBQ Wagon**



**Special Thanks to Jim for cooking for the crew.**



## Grub Time for the Workers



A hearty appetite was worked up by all

Finished Public Session Range Panarama





## FOR SALE

Ben Shirley has a **PSE Rally Compound Bow** with case that he would like to sell for \$325

The particulars

70 Lbs. Draw Weight

29" Draw Length

Black Gold 5 pin sight

Comes with a SKB Bow case



The bow is for right eye dominant shooters (i.e. bow held in left hand).

Ben Shirley

[5x5points@gmail.com](mailto:5x5points@gmail.com)

805 791-4828 (only text) please



## CONTROLLED BREATH AND THE SHOT

A column for the "Conejo Quiver" by  
Curtis Hermann -August 2019

*"It doesn't matter if you win or lose -  
Until you lose!" Lanny Basham  
author of "With Winning in Mind"*



Controlled breathing is an important technique used in all forms of shooting sports to help improve and maintain accuracy. I came across this reality early in life as a shooter of BB guns, pellet rifle and a single shot 22 rifle. I can still hear the words today, "take a full but relaxed breath, slowly let out 2/3 to 3/4 of the air, hold, aim and squeeze the trigger, exhale gently. Lots of small game fell to that process (to the delight of my Mother who always liked to have a little something extra for the evening meal).

Attending Natrona County high school in Casper, Wyoming my junior year, I enlisted in the ROTC\* program. I liked the Eisenhower WWII style uniforms, plus I could join the rifle team and the drill team, fun I thought! At the tryouts, I was chosen as Captain of the rifle team. We shot Olympic style target 22's and all of us (as country boys) were pretty good shooters. Our coach was an ex-military drill sergeant, so we became the top team and held the state championship for the next two years. He really pushed us on breathing technique, it really helped.

I don't remember when I first consciously tried to use this method in an archery shooting routine. I suspect that to some degree, due to my very early training, that it was instinctively always a part of my process. However, as I advanced to heavier weight hunting bows, bad habits began to arise.

A beautiful day in Malibu, the "Zone -A" early season hunt was on. I approached the crest of a small but steep knoll and caught this nice

buck as he rose out of his bed and disappeared around the edge of the knoll. Leaping into high gear, I sped to the top of that knoll, sure I was going to get a shot as he circled to the other side. Sure enough, he was exactly where I expected him to be. My Martin "Cougar Magnum" compound set at 70 pounds came up as I placed my broadhead tipped arrow on the string. I'm out of breath from my run up the knoll and as I try to draw to make my "gimme shot," the string just won't budge! I try again and fail, the buck is gone, my hands are on my knee's as I wheeze and I try to catch my breath! A hard lesson was learned that day!

Still, I struggle today, it is so easy to start to draw the bow as you inhale and then when your lungs are full, you hold your breath and try to make the shot. This is a recipe for less than desirable shooting performance. Yes, you will make many good shots, usually the first arrow of the round, by the fourth arrow things are not as good.

What happens in this routine is not good. Holding your breath when your lungs are full introduces tension in the chest area, it also does not allow for a relaxed aiming process. When under tension of holding a set of lungs full of air, your brain is telling you, what you really want to do is exhale, and aiming therefore is rushed! Secondly, when you miss your shot (one you know you should have made), the tension makes you want to reload **fast** and make a second shot, (which will also likely fail to hit where you want). It is a bad self-perpetuating cycle!

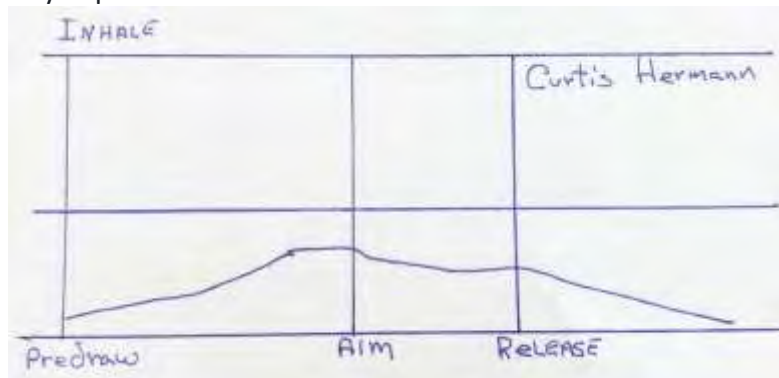
So today, out at the range with the guys doing our normal practice round, I tried working on and analyzing my breathing routine. Working on form is extremely hard to do well in a social situation, distractions are many, such as "Oh s#\$%! Tom just hit Rob's arrow, just as I try to focus on anchor, aim and follow through. Overall, it did work pretty well, learning to tune out the distractions is all part of the game.

As an instinctive archer, I'm not sure my exact routine will work for you, and none of this is set in stone, and self-designing a routine that works for you is what is best. Do feel free to use my way as a starting point or guideline.

Here's how I do it.

At the shooting stake, I check my stance, raise my bow while focusing on the target. The idea is to get approximate bow hand elevation before the draw begins. While holding the bow in position, I take two full but relaxed breaths. This also has the effect of helping you to get mentally fully into the shot and to shut out distractions.

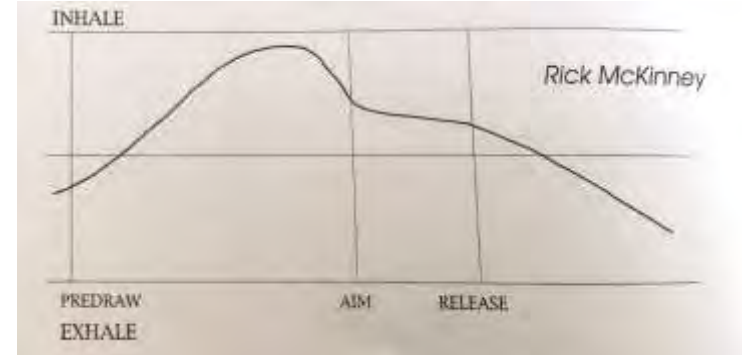
On the third breath I slowly exhale about one third, during the draw another third is slowly released, at anchor I hold the remaining third as I aim and then relax my string fingers, this triggers the exhale of the remaining air in a relaxed manor. Holding that last third is so much easier than attempting to hold in all that air when your lungs are fully expanded.



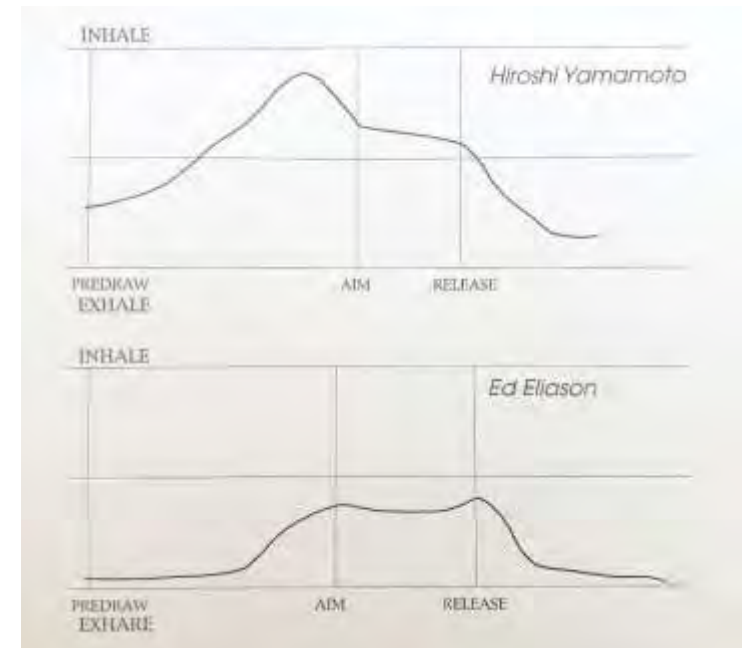
It is a pretty simple process, much like my earlier rifle training and a side benefit is that it keeps me from making that rushed second shot if I miss.

A field round is 112 arrows, according to my calculations, I'm successful at this routine about 70% of the time. So, there is room for improvement and I'm sure you can do better!

So many of our club members shoot the public session or are involved in the JOAD program and are used to the intense competition of target archery, and have been taught a breathing routine that they have down pat.



Many of you are also aware of Rick McKinney, an international champion target archer and author of "The Simple Art of Winning." On pages 72-73, he covers the breathing cycle of several champions, (see sidebar), mine most closely resembles that of Ed Eliason.



So, if you have not yet worked on a breathing program, start one, work with the advice of CVA coaches and stick with it, your scores will improve!

Till next month-  
Curtis

“Life is Better Outdoors”


Of all the paths one can take in life, sit next to the one covered in deer tracks!

\* ROTC = *Reserve Officers Training Corps, U.S. Army supported school*

**EDITOR:**

Having shot with Rick McKinney before, I can say he is one of the nicest archers you'll ever meet (Ed Eliason as well). Rick won many World Championship & Olympic Medals in his career (Silver Medals in 1988 & 1984 and a Bronze Medal in 1995), and held either Individual and/or Team World Championships Medals in 1975, 1977, 1978, 1979, 1980, 1981, 1983, 1984, 1985, 1995. He was the World Record holder for 90 meters, 70 meters, and 50 meters.

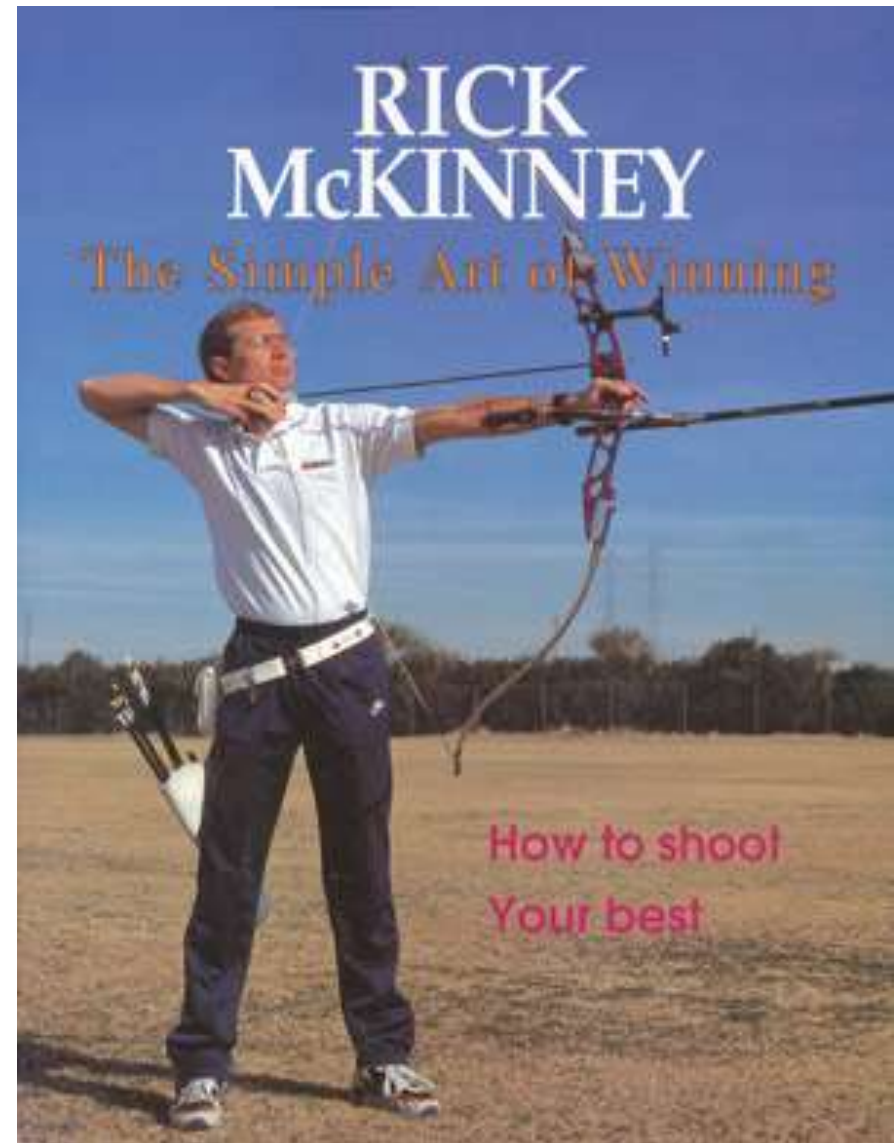
I've had a well-worn copy autographed copy of his book, “The Simple Art of Winning” since it was published in 1996. It is in my opinion, the best book written (ever) on Olympic recurve archery.



Rick McKinney  
USA

## BOOK RECOMMENDATION OF THE MONTH

### The Simple Art of Winning



## CLUB TOURNAMENT NEWS AND STANDINGS

John Downey, Tournament Chairman

We had a nice club shoot in July though the turnout was lite with 16 sets of cards turned in. Kurt Hoberg was once again at the top of the leaderboard with his 564 score (458 scratch). Terry Marvin snuck in for second (551, 485) and Oscar Melendez grabbed third with 548 (517 scratch). His 517 scratch score as also the highest shot for the month.

James Stankovich once again had the top handicapped and scratch (498, 266) score for the Traditional Shooters.

It should be noted that at the time of this shoot there were only two more club shoots left in the Club Year (August, September).

NAME	HSCORE	SCRATCH	DIVISION	STYLE
Kurt Hoberg	564.00	458.00	A	FITA
Terry Marvin	551.00	485.00	A	FS
Oscar Melendez	548.00	517.00	A	FS
Jim Collins	546.00	427.00	A	BHFS
Charles Neace	546.00	513.00	A	FS
Cher Riggs	539.00	413.00	A	FITA
David Jockisch	529.00	469.00	A	FS
Scott Leviant	523.00	396.00	A	FITA
Nathan Collins	518.00	328.00	Y	BHFS
James Stankovich	498.00	266.00	GA	LB

Robb Ramos	483.00	128.00	A	TRAD
Bob Bombardier	481.00	140.00	A	LB
Tom Swindell	478.00	212.00	GA	TRAD
Jaiden Jockisch	477.00	167.00	C	TRAD
Martin Moreno	470.00	470.00	A	FS
Joe Cavaleri	461.00	145.00	GA	LB

### Club Championship Trophy (Belt Buckle)

Oscar is back at the top again this month with less than two points separating him from his shooting buddy Charles Neace.

NAME	HSCORE AVG	STYLE
Oscar Melendez	557.80	FS
Charles Neace	556.00	FS
Terry Marvin	546.20	FS
Jim Collins	542.40	BHFS
Kurt Hoberg	541.60	FITA

### Perpetual Trophy (Best 10 Scratch Scores)

Oscar is also at the top again this month, with less than 2 points separating him from Charles Neace.

NAME	TOTAL	STYLE	AVG
Oscar Melendez	4643	FS	515.90

Charles Neace	4626	FS	514.00
Norman Rice	4958	Mixed	495.80
Terry Marvin	3843	FS	480.40
Jim Collins	3572	BHFS	396.90
Scott Leviant	3560	FITA	395.60

### Golder Ager (Best Three Handicapped Scores)

Norm is looked pretty solid for the award again this year.

NAME	HSCORE AVG	STYLE
Norman Rice	545.30	BHFS
James Stankovich	512.00	LB
Tom Swindell	506.30	TRAD

## SOME COMMONLY ASKED QUESTIONS

### Q: What do I need to do to win one of those awesome Trophy Knives?

**A:** Our hand engraved custom Trophy Knives are awarded to the individual with the highest scratch (non-handicapped) score, shot during one of the months of the club year, at one of our monthly club shoots (11 of which are available to shoot in). Everyone competes against other archers shooting in the same Division and shooting Style (i.e. Men's Adult Freestyle, or Men's Adult Long Bow, etc.). These trophies are referred to as Range Record Trophies. You

must have shot at least 5 club shoots during the current club year to qualify.

### Q: I'm not able to shoot the Club Shoots on Sunday. I understand I can shoot another day of the week. What do I need to do to shoot, receive a handicap, and compete for trophies, etc?

**A:** That is a great question. You are lucky to be a member of one of the few clubs that allow you to shoot on an alternate day of the week (most clubs insist that you shoot on the same day, which is typically Sunday.) You are allowed to shoot any day *after* the club tournament, up to and including the Saturday following the club shoot (so, you have seven days in which to shoot). This practice was created initially, because we had some older archers that couldn't physically make it all the way around the course during the Sunday morning. It was decided to allow them to finish up the shoot during the week that followed as long as they followed the rules on score cards and got their score cards to the Tournament Director (John Downey). Since then it was opened up to allow members to participate in our monthly tournaments who routinely attend Church on Sundays. Note: You must shoot on the same targets as everyone else shot on Sunday.

### Q: What are the requirements on scorecards?

**A:** Every archer is responsible for their own score cards. It is up to them to make sure that their cards are properly totaled, signed, and that all pertinent information is included on the card including their Name, Shooting Style (Long Bow, Free Style, Traditional Recurve, etc.), Division (Adult Male, Cub Female, etc.). Every archer should have two score cards that they will turn in (consisting of the card *they* kept score on, and one that one of their *shooting buddies maintained* during the round). The tournament director reviews both sets and gives one back to the archer during the morning of the shoot. It is the archer responsibility to get their card set to the Tournament Director. If you shoot on any other day of the week the same rules apply, and it is your responsibility to get your cards to the tournament director by mail. The tournament director maintains the physical cards in case a question comes up later. Each score card must be

signed by the archer, and two other archers in the shooting party. The minimum number of archers in a shooting group in three.

**Q: O.K. How do I win one of the Trophy Belt Buckles (Club Champion)?**

**A:** The Club Trophy Belt Buckle is a one of a kind hand-engraved silver buckle that is created for us each year by Silver King in the San Fernando Valley. It is given to the adult archer with the 5 highest handicapped scores. It is typically, but not always, won by one of our Compound Archers shooting Free Style or Bow Hunter Free Style.

We also give a similar belt buckle (with a slightly different design) to the Traditional Archer (non-sight Traditional Recurve or Long Bow) with the highest handicapped score.



Q:

**What exactly is a handicap and how is it applied to my score?**

**A:** Handicaps are additional points that are applied to the score the archer shoots at one of our club tournaments. It is mathematically determined by taking the average of the last three club shoots shot, then calculating 80 percent of the difference between what was shot and a perfect score (560). That total (points) is then added to the last score shoot (for the third and subsequent club shoots scores). Since it is added to the third score, no one receives a handicap until having shot their third club tournament. As an example, if you shot three scores of 290, 300, and 310, your average for the three would be 300. Eighty percent of the difference between 300 and 560 is equal to  $(560 - 300) \times 0.8$  or **208 points**. **This is the handicap that is applied to the last score of 310, making a handicapped score of 518 points.**

**Q: O.K. ... so why have a handicap at all?**

**A:** Handicaps are used to “equalize” the playing field in much the same way as Golf (otherwise, only the very best high scoring archers would have a chance to win the Club Tournament Trophy. In practice they frequently win it anyway but not always. It turns out that archers whose scores greatly improve over time have a better chance of winning the club trophy. The scores of our very best archers don’t vary much over a club year, nor do their handicaps, which is why. As only five handicapped scores are required to win the Club Trophy, this gives the less experienced archer to have a fighting chance. Of course, to have 5 handicapped scores the archer must have shot 7 club tournaments, as you don’t pick up a handicap until the third month.

If you have other questions fell free to send then to [johdowney@sbcglobal.net](mailto:johdowney@sbcglobal.net)

# ALL SCORES TO DATE

Name	Division	Scratch Score	Style	Handicap	Handicap Score	Date Shot
Tom Swindell	GA	222	TRAD	0	222	11/25/2018
Nathan Collins	Y	266	BHFS	0	266	11/25/2018
Jim Collins	A	350	BHFS	0	350	11/25/2018
Terry Marvin	A	469	FS	0	469	11/25/2018
Cher Riggs	A	342	FITA	0	342	11/25/2018
Cory Riggs	A	333	BHFS	0	333	11/25/2018
Kurt Hoberg	A	380	FITA	0	380	11/25/2018
Scott Leviant	A	359	FITA	0	359	11/25/2018
Tom Sheppard	GA	122	TRAD	0	122	11/25/2018
Chuck Thurber	GA	323	FS	0	323	11/25/2018
Erik Hammerquist	A	466	BHFS	0	466	11/25/2018
Oscar Melendez	A	508	FS	0	508	11/25/2018
Charles Neace	A	509	FS	0	509	11/25/2018
Charles Neace	A	500	FS	0	500	12/23/2018
Norman Rice	GA	484	BHFS	0	484	12/23/2018
Norman Rice	GA	510	FS	0	510	12/23/2018
Carlos Parada	A	498	FS	0	498	12/23/2018
Tom Sheppard	GA	102	TRAD	0	102	12/23/2018
James Stankovich	GA	297	LB	0	297	12/23/2018
Tom Swindell	GA	264	TRAD	0	264	12/23/2018
Joe Cavaleri	GA	154	LB	0	154	12/23/2018
Scott Leviant	A	409	FITA	0	409	12/23/2018
Cher Riggs	A	328	FITA	0	328	12/23/2018
Tom Sheppard	GA	93	LB	0	93	12/23/2018
Kurt Hoberg	A	468	FITA	0	468	12/23/2018
Terry Marvin	A	486	FS	0	486	12/23/2018
Jim Collins	A	363	BHFS	0	363	12/23/2018
Nathan Collins	Y	292	BHFS	0	292	12/23/2018
Oscar Melendez	A	507	FS	0	507	12/23/2018
Norman Rice	GA	489	BHFS	0	489	1/27/2019
Norman Rice	GA	500	FS	0	500	1/27/2019
Joe Cavaleri	GA	114	LB	0	114	1/27/2019
Tom Sheppard	GA	120	LB	0	120	1/27/2019
James Stankovich	GA	263	LB	0	263	1/27/2019
Tom Swindell	GA	263	TRAD	249	512	1/27/2019
Scott Leviant	A	406	FITA	135	541	1/27/2019
Kurt Hoberg	A	427	FITA	108	535	1/27/2019
Charles Neace	A	508	FS	44	552	1/27/2019
Oscar Melendez	A	520	FS	39	559	1/27/2019

Chuck Thurber	GA	363	FS	0	363	1/27/2019
Cher Riggs	A	383	FITA	167	550	1/27/2019
Tom Sheppard	GA	142	TRAD	350	492	1/27/2019
Robb Ramos	A	115	TRAD	0	115	1/27/2019
Bob Bombardier	A	131	LB	0	131	1/27/2019
Kale Hayes	A	326	BHFS	0	326	1/27/2019
Nathan Collins	Y	308	BHFS	218	526	1/27/2019
Jim Collins	A	371	BHFS	159	530	1/27/2019
Terry Marvin	A	497	FS	61	558	1/27/2019
Jose Navarro	A	78	TRAD	0	78	1/27/2019
John Weatherwax	A	453	TRAD	0	453	1/27/2019
Jaiden Jockisch	C	162	TRAD	0	162	1/27/2019
David Jockisch	A	472	FS	0	472	1/27/2019
David Jockisch	A	498	FS	0	498	2/24/2019
Jim Collins	A	412	BHFS	142	554	2/24/2019
Nathan Collins	Y	270	BHFS	216	486	2/24/2019
Kurt Hoberg	A	394	FITA	105	499	2/24/2019
Scott Leviant	A	382	FITA	129	511	2/24/2019
Tom Sheppard	GA	166	TRAD	339	505	2/24/2019
Terry Marvin	A	478	FS	58	536	2/24/2019
Jaiden Jockisch	C	176	TRAD	0	176	2/24/2019
Charles Neace	A	515	FS	42	557	2/24/2019
Oscar Melendez	A	498	FS	42	540	2/24/2019
Bob Bombardier	A	137	LB	0	137	2/24/2019
Robb Ramos	A	113	TRAD	0	113	2/24/2019
Norman Rice	GA	477	BHFS	62	539	2/24/2019
Norman Rice	GA	493	FS	47	540	2/24/2019
Joe Cavaleri	GA	191	LB	326	517	2/24/2019
James Stankovich	GA	253	LB	231	484	2/24/2019
Norman Rice	GA	495	BHFS	58	553	3/24/2019
Tom Swindell	GA	204	TRAD	254	458	3/24/2019
Joe Cavaleri	GA	191	LB	316	507	3/24/2019
James Stankovich	GA	231	LB	249	480	3/24/2019
Charles Neace	A	517	FS	38	555	3/24/2019
Oscar Melendez	A	527	FS	36	563	3/24/2019
Jaiden Jockisch	C	183	TRAD	310	493	3/24/2019
Derek Lyneis	A	481	FS	0	481	3/24/2019
Terry Marvin	A	479	FS	61	540	3/24/2019
Norman Rice	GA	496	FS	51	547	3/24/2019
Jim Collins	A	429	BHFS	125	554	3/24/2019
Nathan Collins	Y	274	BHFS	221	495	3/24/2019
David Jockisch	A	493	FS	51	544	3/24/2019
Cher Riggs	A	320	FITA	174	494	3/24/2019
Scott Leviant	A	418	FITA	126	544	3/24/2019

Tom Sheppard	GA	155	TRAD	325	480	3/24/2019
Kurt Hoberg	A	429	FITA	115	544	3/24/2019
David Bombardier	A	38	LB	0	38	3/24/2019
Bob Bombardier	A	135	LB	341	476	3/24/2019
Robb Ramos	A	129	TRAD	353	482	3/24/2019
Hector Alvarez	A	426	FS	0	426	3/24/2019
James Stankovich	GA	270	LB	247	517	4/28/2019
Tom Swindell	GA	219	TRAD	266	485	4/28/2019
Joe Cavaleri	GA	160	LB	304	464	4/28/2019
Joe Cavaleri	GA	178	TRAD	0	178	4/28/2019
Norman Rice	GA	478	FS	57	535	4/28/2019
Clark Pentico	A	496	BHFS	0	496	4/28/2019
Scott Leviant	A	383	FITA	133	516	4/28/2019
Kurt Hoberg	A	387	FITA	126	513	4/28/2019
Cher Riggs	A	385	FITA	158	543	4/28/2019
Nathan Collins	Y	352	BHFS	210	562	4/28/2019
Terry Marvin	A	474	FS	66	540	4/28/2019
Jim Collins	A	414	BHFS	114	528	4/28/2019
David Jockisch	A	504	FS	50	554	4/28/2019
Jaiden Jockisch	C	199	TRAD	299	498	4/28/2019
Amelie Leviant	Y	291	FS	0	291	4/28/2019
Oscar Melendez	A	518	FS	37	555	4/28/2019
Charles Neace	A	519	FS	34	553	4/28/2019
Hector Alvarez	A	412	FS	0	412	4/28/2019
Norman Rice	GA	498	FS	56	554	5/26/2019
Norman Rice	GA	484	BHFS	60	544	5/26/2019
Bill Bachelor	A	76	TRAD	0	76	5/26/2019
James Stankovich	GA	264	LB	244	508	5/26/2019
Joe Cavaleri	GA	144	TRAD	0	144	5/26/2019
Tom Swindell	GA	255	TRAD	267	522	5/26/2019
Didier Beauvoir	A	193	TRAD	0	193	5/26/2019
Bob Bombardier	A	128	LB	342	470	5/26/2019
Robb Ramos	A	92	TRAD	359	451	5/26/2019
Oscar Melendez	A	538	FS	26	564	5/26/2019
Charles Neace	A	533	FS	30	563	5/26/2019
Hector Alvarez	A	420	FS	113	533	5/26/2019
Scott Leviant	A	419	FITA	123	542	5/26/2019
Cher Riggs	A	408	FITA	151	559	5/26/2019
Amelie Leviant	Y	280	FS	0	280	5/26/2019
Jaiden Jockisch	C	152	TRAD	306	458	5/26/2019
Terry Marvin	A	475	FS	67	542	5/26/2019
Jim Collins	A	405	BHFS	115	520	5/26/2019
Nathan Collins	Y	334	BHFS	192	526	5/26/2019
David Jockisch	A	483	FS	54	537	5/26/2019

Amelie Leviant	Y	307	FS	214	521	6/23/2019
Norman Rice	GA	509	FS	52	561	6/23/2019
Didier Beauvoiz	A	253	TRAD	0	253	6/23/2019
Tom Swindell	GA	216	TRAD	264	480	6/23/2019
James Stankovich	GA	280	LB	231	511	6/23/2019
Jim Collins	A	401	BHFS	123	524	6/23/2019
Oscar Melendez	A	510	FS	30	540	6/23/2019
Charles Neace	A	512	FS	31	543	6/23/2019
Nathan Collins	Y	307	BHFS	183	490	6/23/2019
Scott Leviant	A	388	FITA	131	519	6/23/2019
Kurt Hoberg	A	438	FITA	114	552	6/23/2019
Yorman Zelaya (Guest)	A	93	FS	0	93	6/23/2019
Nathan Collins	Y	328	BHFS	190	518	7/28/2019
Jim Collins	A	427	BHFS	119	546	7/28/2019
Oscar Melendez	A	517	FS	31	548	7/28/2019
Charles Neace	A	513	FS	33	546	7/28/2019
Kurt Hoberg	A	458	FITA	106	564	7/28/2019
Cher Riggs	A	413	FITA	126	539	7/28/2019
Scott Leviant	A	396	FITA	127	523	7/28/2019
Terry Marvin	A	485	FS	66	551	7/28/2019
David Jockisch	A	469	FS	60	529	7/28/2019
Jaiden Jockisch	C	167	TRAD	310	477	7/28/2019
James Stankovich	GA	266	LB	232	498	7/28/2019
Tom Swindell	GA	212	TRAD	266	478	7/28/2019
Robb Ramos	A	128	TRAD	355	483	7/28/2019
Bob Bombardier	A	140	LB	341	481	7/28/2019
Martin Moreno	A	470	FS	0	470	7/28/2019
Joe Cavaleri	GA	145	LB	316	461	7/28/2019





## ADOPT-A-TARGET (CVA Roving Range)

Almost all of the target lanes have been adopted. If interested in adopting one you can contact one of the Board Members.

Jbd

Target	Distance	Adopter
1	35 yrd. fan field 36 yrd fan hunter	Ben Shirley
2	30 yrd. field 32 yrd hunter	Ben Shirley
3	20 yrd. field 19 yd walk-up hunter	Tom Sheppard
4	35 ft. walk-up field 11 yrd hunter	Cher Riggs
5	80 yrd. walk-up field 70 yrd. walk-up hunter	Norm Rice
6	25 yrd field 28 yrd. fan hunter	William Bachellar
7	55 yrd field 53 yrd walk-up hunter	Jim Collins
8	45 yrd walk-up field 44 yrd hunter	Jim Collins
9	15 yrd. field 15 yrd. walk-up hunter	Ron Riley
10	65 yrd. field 64 yrd. walk-up hunter	
11	40 yrd field 40 yrd. Hunter	Steve Price
12	60 yrd field 58 yrd. walk-up	Jackie Rice
13	45 yrd field 23 yrd. walk-up hunter	B. McReady

14	50 yrd. field 48 yrd walk-up hunter	
15	45 yrd. walk-up field 44 yrd. hunter	Ruth Haskins
16	50 yrd. field 48 yrd. hunter	Tom Sheppard
17	20 yrd field 19 yrd. walk-up hunter	
18	80 yrd. walk-up field 70 yrd walk-up hunter	
19	55 yrd. field 53 yrd. walk-up hunter	Wayne Williams
20	25 yrd. field 28 yrd. fan hunter	Wayne Williams
21	35 yrd. fan field 36 yrd fan hunter	Phil Bruno
22	30 yrd. field 32 yrd. fan hunter	Phil Bruno
23	35 ft. walk-up field 11 yrd. Hunter	Charles Shaw
24	45 yrd. field 23 yrd. walk-up hunter	Derek Lyneis
25	65 yrd. field 64 yrd. walk-up hunter	Henry Marengo
26	60 yrd field 58 yrd. walk-up	
27	15 yrd. field 15 yrd. walk-up hunter	Lois Price
28	40 yrd. field 40 yrd. hunter	Dennis Smith
	20-40 yd practice butts	
	20 yd practice butts running pig	Lois Price

## YOUR CVA OFFICERS

President <a href="mailto:president@cvarchers.com">president@cvarchers.com</a>	<b>Kurt Hoberg</b>	(805) 552-9934
Vice-President <a href="mailto:vicepresident@cvarchers.com">vicepresident@cvarchers.com</a>	<b>Bonnie Marshall</b>	(805) 379-8721
Secretary	<b>Scott Leviant</b>	(818) 477-2814
Treasurer	<b>Cher Riggs</b>	(805) 368-7466
Board Members	<b>Cathy Linson</b> <b>Lee Glaser</b> <b>Mike Keena</b> <b>Bill Davis</b> <b>Kevin Cloepfil</b>	(805) 791-5102  (805) 527-4585  (805) 390-1059
Range Captain		
Target Chairman	<b>Kevin Knebel</b>	(805) 390-1059
3D Range Captain	<b>Bryan Tanger</b>	(805) 915-7347
Publicity Chair	<b>David Jockisch</b>	(805) 217-1356
Editor / Tournament Chair	<b>John Downey</b>	(805) 527-4894
<b>CVA Answering Service</b>		<b>(805) 328-4721</b>
Past-President & whatever we need him to do guy	<b>Clark Pentico</b>	(805) 630-1749

## FRIENDS OF CONEJO VALLEY ARCHERS



**805.581.1671**  
2150 Agate Court • Simi Valley, CA 93065

# **CONEJO QUIVER**

**September 2019**



**The September 2019 General Membership Meeting will be held on Sunday September 22, 2019, at 11:30 am per our normal schedule.**

## FROM THE EDITOR

John Downey, Editor

**I**t is hard to believe, but we are almost done with another club year. A lot was accomplished this year, including our new electronic voting ballot, and more is in the works for the new year.

A special note, is that range locks will be changed out at the end of September for the new club year (Bonnie covers it in her column). Make sure to get your club membership renewals in to Bonnie. She has made it really easy for you with a number of options that you can pick from for your convenience. There are a number of dates available for you to “re-up” in person.

You’ll also want to plan to attend the upcoming Club Fun Shoot and Awards Banquet Ceremony in October (check out the enclosed flyers for the Club Banquet and October Fun in the Sun Zombie Shoot). October really is a busy month for us.

You notice that Kurt, Bonnie, Cathy and David have their usual columns for you, as well as Curtis Herman and yours truly.

So, dig in, there is a lot to cover.

John Downey  
Editor



## FROM THE DESK OF THE PRESIDENT

Kurt Hoberg, President

### October Fun Shoot

Prior to our CVA Banquet on October 27<sup>th</sup> (mark your calendars!), we have our Annual Fun Shoot in lieu of our normal monthly Club Shoot.



I put this shoot together and have some fun novelty and other shots for everyone, including the kids, to shoot at. The shoot starts at target 15 in the back of the range and goes through target 28, which is the flattest part of the range.

You can shoot at any target stake you like, however I don’t have any shots over 50 yards. I hope you come out early before the banquet and shoot with your fellow club members.

### Pacific Coast Archery Festival

We are getting to the point of determining if we are going to hold this shoot in March. We don’t have a tournament chair and without one, the tournament can’t go on.

I’d like to see if a club member will step up and take this important tournament over for Clark Pentico. Clark and the Board will be there to help and advice. Clark has documentation and knowledge of past Pac Coast Tournaments and is willing to help.

If you have any interest, please reach out to me or any Board member and we will be happy to talk.

### Public Session Parking

Due to the public driving onto our Field Range during the Saturday Public Session, we have a rope that we pull across from the Bulletin Board to the kitchen to keep the public out.

For some unknown reason, people (including club members) have been parking their vehicles up against the rope, blocking club member access to the range and creating a safety hazard by blocking the County mandated fire lane.

As a result, at club expense we have been forced to have no parking signs made and will be posting them on the rope in the hopes that signage will help with the parking problem.

CVA Members should understand the impact of parking in this fashion, I was rather shocked to hear about this as it is common sense not to block access to the range. If you are a club member and see a member of the public parking against the rope, please kindly ask them to repark their vehicle. If it is a club member parking this way, make fun of them mercilessly!

### **Issues at the Tournament Range and 3D Range**

We have shooters using the 3D Range entering from the Tournament Range gate and driving around the chain barriers to park their trucks at the 3D range.

This chain is there for a purpose. Per Ventura County, we cannot have a permanent road between Bennet Road and the main gate that connects to the Park.

We have had sprinklers driven over and broken, an immature Oak tree was driven over and killed, and someone nearly drove over the main water valves for the Tournament Range.

This behavior must stop immediately. We will be placing large rocks and other obstacles to prevent this from happening. If this continues the club may have to purchase fencing to keep the 3D

shooters from damaging club property with their trucks. Frankly, I'm very disappointed.

Speaking of being disappointed, we have had one of the round target mats go missing from the Tournament Range. I want the club to be aware, as these disappear they will not be replaced.

### **Tournament News**

The following Tournaments are scheduled. As always, if anyone has questions about shooting tournaments and participating please reach out to me, we always like seeing CVA members on the podium. For the entire list of (almost) daily shoots available in California, reference the [CBH newsletter](#) or [Event Calendar](#).

September 21<sup>st</sup>-22<sup>nd</sup>, **Pacific Coast Championships**. Held at Discovery Park in Sacramento. This is a Star FITA 1440 World Archery State Ranking Tournament. Registration is now closed, details here:

<https://calarchery.net/events/icalrepeat.detail/2019/09/21/139/-/pacific-coast-championships>

As always, if you place at a tournament let me know so I can recognize your achievement in this article.

### **Field Range**

We are still looking for a Field Range Captain.

Tom and everyone that helps him will be available to train the new Range Captain. If you are interested, please reach out to me or contact any board member. Your club needs YOU!

### **Field Range Captain (Vacant)**

- Coordinate with the Field Target Chair to be sure that the Field Range has targets
- Verify hay bales are shootable

- Order hay bales as required
- Band hay bales - coordinate work parties to do so
- Place hay bales as needed - coordinate work parties
- Verify materials (banding and clips) are available and work with the BOD to order any/all materials as needed
- Meet deliveries at the range as schedule permits. Work with the BOD to schedule a club member to meet deliveries as required.
- Be present at BOD and General Meetings as schedule permits. When attendance is not possible, provide a written report via email prior to the BOD meeting.
- Verify range shoot-ability, weed abatement.
  - Be the Point of Contact for Range Beatification Days, record and verify Club Member work hours during work activities on the Field Range.
  - Work with lane adoptees to maintain their adopted lane(s)
  - Maintain the list of adopted lanes. Work with the BOD to communicate any changes to the list
  - Schedule work parties as required for weed abatement if necessary beyond the normally scheduled Range Beautification Days
- Work to keep the Tool and Target bins clear, clean, and organized

### **JOAD / Adult Achievement Pin Program**

This month we have two Adult shooters and a JOAD shooter that have earned pins – congratulations!

- **Cassandra Silvero**, shooting Barebow: 2<sup>nd</sup>, 3<sup>rd</sup>, and 4<sup>th</sup> pins JOAD
- **Paula Firth**, shooting Recurve, 4<sup>th</sup> pin, Adult

### **Snakes on the Range**

Keep your eyes open! The snakes are out; we have had numerous sightings. Please be sure to keep your eyes on the ground, don't reach blindly under targets and into the weeds searching for arrows, and be sure where you are stepping.

I have posted an [informative article](#) on our WEB site about snakes if you are interested in learning more.

Please be careful and exercise common sense while on the range.

### **Range Security**

Please keep your driving speeds down when going through the park. There can be and often are children in the area, and the spot just past the restrooms/showers near the play equipment is always where they seem to dart out onto the road. Stay safe and drive slowly. There is no reason to drive fast in the park.

As I do every month, I would like to remind all members to close and lock the CVA gate behind you when you enter the range and be sure to secure and lock the gate when you leave, this includes both the main range entrance and the gate to the Tournament Range. I've lost count the number of times I've personally secured the gate during the weekend and weekdays. We have had vandalism occur – keeping the range secure helps keep the possibility down.

All club members, please be sure to do your part to secure our range.

See you on the range!

Your President,

Kurt

Remember, archery is easy. Shoot a 10, do it again!

2019  
Conejo Valley Archers  
Awards Banquet

Sunday, October 27, 2019

At the Pavilion  
Tapo Canyon Park  
11:30 am - 2:00 pm

Volunteer Award Raffles  
President's Award  
Fred Leven Memorial Trophy  
Divisional Awards  
Club Champions

Catered by Green Acres

All CVA members and their families are invited to attend.

\*\*\*\*NEW THIS YEAR\*\*\*\*

Please RSVP with # of attendees for dinner when you receive your email invitation!

## From the Desk of the VP

Bonnie Marshall

Just a quick article this month regarding the on-line voting process.

At the time of this writing we have already posted twice the amount of returns as last year. I like that a greater part of the club is being represented in these elections. For those of you who did vote on-line, you probably found the process fast (with the average voting time about 1 minute and the fastest time was about 43 seconds)! I think that beats pencil to paper, paper to envelope, into another envelope, addressing, stamping and mailing! The results will be announced at this month's meeting!



## LOCKS CHANGING/MEMEBERSHIP RENEWALS

Along with membership renewals, there will of course be the changing of the locks. The CVA gate lock will be changed out on Friday September 27<sup>th</sup> at noon. Membership renewals and key exchanges will then commence the next day.

Options for membership renewals/key exchanges are:

**1. EXCHANGE at the RANGE – This your Best Option with fastest turnaround time**

Please see the schedule below for all dates that the exchanges will be done AT THE RANGE.

All exchanges during Public Open Sessions will be from 9:30 am to 1pm ONLY. I cannot do exchanges past 1pm as I have Private Groups coming in at that time. Make sure to have all listed items ready for renewal.

**FAST PASS LANE** - I will be doing renewals at the September General Membership Meeting on Sunday September 22<sup>nd</sup>, the week before the keys get changed. If you would like to renew earlier by mail or at the meeting you can just get into the FAST PASS LANE to pick up your key on any date below.

***Saturday September 28<sup>th</sup>***

***Saturday October 5<sup>th</sup>***

***Sunday October 6<sup>th</sup> – Zombie Shoot – after registration is completed***

***Saturday October 12<sup>th</sup>***

***Saturday October 19<sup>th</sup>***

***Saturday October 26<sup>th</sup>***

***Sunday October 27<sup>th</sup> – 2019 CVA Year End Awards and Banquet***

After this date I cannot accept renewals at the range during Public Session and memberships must be mailed in or completed after any General Meeting or after registration at any club tournament.

**2. MAIL IN OPTION – This option takes at least two weeks for you to get your keys and there have been issues with mailing keys.**

**You will need to Include:**

- A signed waiver for each archer on the membership
- A signed Membership Agreement
- A copy of your driver's license for SGA and FGA memberships

- A copy of Fall class registration for Student Memberships or any fulltime student up to age 24, staying on a Family Membership
- Tape your old key to and index card (add \$5 to your renewal if you have lost your key)
- Mail all items and your renewal check to:

**Conejo Valley Archers  
PO Box 3982,  
Thousand Oaks, CA 91359**

When your renewal is received a new key and membership card will be mailed to you.

**Maintenance Fee** = \$168 or Non-Working Membership commits to 12 hours of volunteer hours per membership

**Membership Renewal:**

**Family** - includes spouses and all minor children up to age 18 years and full-time students with proof of class registration up to age 24 = \$160

**Single** – includes one adult age 18 years and over = \$130

**Student** – includes any full-time student over 18 years, with proof of fall class registration = \$50

**Senior Golden Ager (SGA)** – includes one adult 65 years or older with copy of driver's license = \$65

**Family Golden Ager (FGA)** – includes spouses with one being aged 65 years or older with copy of driver's license = \$75



We have strived to make renewing as easy and convenient as possible with 7 opportunities at the range and mailing in. We hope that everyone will renew as soon as possible. Remember your renewals are part of the club budgeting and having all members renew in a timely manner helps us to plan for this new club year. It also gives all working members plenty of time to get their hours in by the end of the year. Please remember there are NO PRORATIONS for Renewals.

## September Anniversaries

26 years - Justin Huish

21 years - John Downey

15 years - Brandon Newcomer

13 years - Kurt Hoberg and family

13 years - Grace Getzen and family

5 years - William Davis and family, Richard Mason

3 years - Genevieve Ivie and family,

2 years - Jim Collins and family,

1 year - Adam Tischler, Paul Collins and family, Jeff Schroeder and family, Heidi Vass and family

Thanks for supporting our club!!

Bonnie  
vicepresident@cvarchers.com  
805-379-8721 (leave a message)

## AMAZON SMILE

Every month our club receives free money from this program (we receive \$68 dollars last month). Amazon is **tripling the donation amount** to 1.5% when customers make their **first** eligible [smile.amazon.com](https://smile.amazon.com) purchase. This is a great opportunity to increase Conejo Valley Archers' AmazonSmile donations by reminding supporters to shop at [smile.amazon.com](https://smile.amazon.com).

If you do purchase any items on Amazon but haven't yet used Amazon Smile this is a terrific opportunity to do so! Most everything you buy on the regular Amazon site is on AmazonSmile and nothing else changes in regards to your purchases or processes on Amazon.

For additional details about the promotion, visit their promotion [detail page](#).



# CATHY'S CORNER

## End of Year Information

September 15, 2019 was the last day to get hours for the current club year, thanks to everyone who put in time. Can you guess who had the most hours for the year, 450 hours? If you guessed Mike Keena you are correct, no one works harder to keep our range in great shape. The Hobergs, Kurt and Rose followed closely with 425.5 hours. I am now tracking hours for the 2019-20 club year.

We finished 2018-19 with almost 7000 work hours, up significantly from the previous year thanks to the super bloom. Who knew there could be so much mustard! You can check your hours here <https://docs.google.com/spreadsheets/d/1bbjmwMyHXOZdbV11Br7p0knPYUWRCC1Ps4nXyQhu0eg> or by contacting me. We have until 9/30/19 to get the numbers right so contact me soon, if you believe the hours on the sheet are in error, so we can sort it out.

## Work Opportunities Coming Soon, mark your calendars

September 28, 2019 Bonnie needs assistance with Renewals. 3 people from 9am until 1pm. Sign up at <https://signup.com/go/bCcAoNo>

October 5 is Range Beautification Day and Fun in the Sun (Zombie) Shoot Preparation. No sign up is needed for Range Beautification Day. Sign up for the Zombie Shoot at <https://signup.com/go/bCcAoNo>

October 6 is The Fun in the Sun (Zombie) Shoot. Sign up at <https://signup.com/go/bCcAoNo>

October 19 will be the bale changeout for the Field Range Practice Butts. We need as many people as we can get for this. No need to sign up, just show up prepared to work hard.

October 27 is the Banquet and folks will be needed for set up and clean up. The Sign up is ready now at <https://signup.com/go/bCcAoNo>

The yardage markers on the Field Range need painted. This is something that can be done anytime, if you are interested contact me, Cathy Linson.

We have 2 cabinets from the West Valley Bin that need to be cleaned and made ready for use in the kitchen. This can be done any time. Contact me, Cathy Linson, if you are interested in doing this work.

There are lanes on the Field Range available for adoption. Keeping the range shootable, especially in years with lots of rain, takes many people stepping up. Adopting a lane is a good way to get hours even if you cannot work at the range on Saturdays or Sundays. Working to keep a lane clean can be done once per month unless we get lots of rain then it may need to be done more often. Right now you need your own tools to take care of a lane but soon we will have a tool locker available. If you are interested let me know or contact any board member.

We need people who want to learn how to repair arrows. Dave Dragan is going to be putting on an arrow repair seminar. If you

want to be able to repair arrows you must attend the seminar. More information on dates and times will be available soon.

See you at the range,

Cathy Linson

Required and Volunteer Hours Coordinator

Conejo Valley Archers

[cmlinson@yahoo.com](mailto:cmlinson@yahoo.com)

805-791-5102

Keep your head up and your heart open

## David's Publicity Ramblings

Club Members



### Two important days in history.

On **6 Oct, 1961**, President John F. Kennedy advises American families to build bomb shelters to protect them from atomic fallout

in the event of a nuclear war. Many Americans did prepare for nuclear war by buying up canned goods and building backyard bomb shelters. Also, at the time, many home builders offered a bomb shelter as part of new home packages.

<http://www.thepeoplehistory.com/october6th.html>

On **6 Oct, 2019**, Fun in the Sun Chair, John Downey leads American families armed with their archery equipment at the Conejo Valley Archery Range. John's purpose is to have fun while protecting the families of Conejo Valley from the scourge of atomic fallout ZOMBIE Monsters that are currently on track to invade our little home (away from home). Many archers will heed the warning to join others and survive, while others will find themselves alone with no one to watch their backs as the Zombies creep up to eat their brains.

[https://www.cvarchers.com/index.php?option=com\\_content&view=category&layout=blog&id=431&Itemid=451](https://www.cvarchers.com/index.php?option=com_content&view=category&layout=blog&id=431&Itemid=451)

**Please join us October 6<sup>th</sup> at the 2019 Fun in the Sun Annual Zombie shoot to enjoy the day light and good times with those of the living.**

The prices on this event are set to encourage families to come out and enjoy the sun, while at the same time sharpening your skills at shooting those early rising Halloween zombies.

Full details of the event are listed below  
For additional information please call (213)922-3899.  
We are looking forward to seeing you there.

Sincerely,

David Jockisch

Intern Board Member & Publicity Chair

Conejo Valley Archers



# Conejo Valley Archers

15th Annual

## Toy Drive

### Sunday, December 1, 2019

This is a Rain or Shine Event

### 30 Novelty and 3D Targets

2 arrows, marked yardage, 10-8-5 scoring

REGISTRATION  
7:30 - 9:00 AM

COST  
One unwrapped toy  
valued at ~\$15.00  
(two per Family)



ADULTS  
YOUNG ADULTS 15-17  
YOUTH 12-14  
CUB 11 and younger  
Compound  
Recurve  
Longbow

Matchbox for mulligans: 2 mulligans can be "bought" for 2 toy cars (or \$1 each)  
Snacks and drinks available at the snack bar.

Directions: 118 Fwy to Simi Valley, exit Tapo Canyon, Go North 3 miles, turn left into Tapo Canyon Park. The range is inside the park. No dogs allowed.

For information on the Toy Drive: [rosehoberg@roadrunner.com](mailto:rosehoberg@roadrunner.com)

For Club/Shoot/Schedule Information call the club phone 805-328-4721  
Or visit our website [www.cvarchers.com](http://www.cvarchers.com)

## CONEJO VALLEY ARCHERS ANNUAL FUN IN THE SUN SHOOT **ZOMBIE MONSTER NOVELTY & 3-D SHOOT**

SUNDAY OCTOBER 6, 2019

30 TARGET MARKED YARDAGE 3-D

(Traditional Stakes - Absolutely None over 50 yards)

SHOOTING STYLES

REGISTRATION 7:30 - 9:00 am

Senior, Adult, Young Adult,  
Youth, Cub

FS, FSL, BHFS, BHFSL, BH, BB  
FITA Recurve - LB (Longbow)  
RB (Recurve) - SB (Selfbow)

2 ARROWS  
Marked Yardage  
10 - 8 - 5 SCORING  
Available - One Doe Tag  
2 Mulligans @ \$1 each



Adults	\$20
Family*	\$30
Couples	\$25
Seniors (60+)	\$15
Young Adults (15 - 17)	\$15
Youths (12 - 14)	\$10
Cubs (under 12)	\$ 5
(*Includes Spouses and Dependent children under 18)	

NON CBH/IFAA or USAA pay \$5 more

*Absolutely No Dogs allowed on Range.  
If you park inside the "County Park" at any time you must pay a daily parking fee of \$4.00.*

*Free day parking inside our fenced range.*

DIRECTIONS: TAKE THE 118 FREEWAY INTO SIMI VALLEY. EXIT AT TAPO CANYON. NORTH ON TAPO CANYON ROAD 3 MILES TO TAPO CANYON PARK, TURN LEFT INTO THE PARK. THE RANGE IS INSIDE THE PARK TO THE LEFT AS YOU ENTER.  
FOR INFORMATION CALL 213-922-3899

## MORE PICS FROM THE RANGE BALE CHANGEOUT & BIN WORKPARTY



Putting the young'uns to work

## Cleaning out the Public Session Bin



## Some Arrow Repair TLC



Starting to Come together





**Tractor work is fun**



**Outlaw desperado in action**





**Radio Flyer?**



**Lost “waifs”**



**All “tuckered out”**





**Ben being Ben**



**Jim sure knows how to grill a mean tri-tip – yup, the work-party ate well. Who's ready for the next one?**



## Outfitting the Archers Vehicle

A column for the "Conejo Quiver" by Curtis Hermann, Sept. 2019

### **Prepare for the worst-case scenario to stay out of trouble!**



For many years, I got used to a lot of good-natured kidding from my fellow archers about the amount of "stuff" I carried in the back of my truck for emergencies. I drove that "stuffed" truck for 13 years without a serious deep woods or backcountry emergency incident, but I was always prepared. There were many little emergency's that I took care of, most often with someone else's vehicle, usually jump-starting a dead battery or something similar

Here is an example where having a "stuffed" truck and being prepared paid off. At the Fresno Trad shoot the clouds came in early, night fell suddenly as the rain began to soak the entire area. The two options we had were to drive the forty miles back to Fresno in this nasty weather, or spread out our sleeping bags on the bed I had built into the back of the truck. Option number two was an easy choice. So, one long-dark moonless and very cold and rainy night at the Fresno Range found us, (Carl Ward, his son John and myself) comfortably warm and dry in the back of my truck, emergency solved.

Towing a trailer on many vacations, I did have some road or highway issues. One blown trailer tire and on two occasions a leaky radiator and a blown heater hose, all solved with a call to Triple "A" road service. That is the nice thing about motoring today, many times help is but a cell phone call away. But archers are not always in cell phone range or on major roads, we are outdoors people and we can be found in places far out of the normal day to day traffic.

Today, I have a small two-door Jeep Wrangler with very little storage space. Some real thinking had to take place on the downsizing of "stuff" to cover emergencies, there will be no queen-sized bed in the back. It is a challenge, but I am having fun with getting it properly set up or "prepared" for the unknown.

Of course, every individual or family will have special needs separate from the general run of the mill emergency list. A small kit covering all the special medicines each member of the family needs is an important item. Beyond that, only a little personal tweaking of the points in this column to fit your needs, will give you a nice customized set up.

Archers are outdoor people, in the case of the CVA membership, we are outdoor people who live in wildfire and earthquake country. Outdoor preparedness is probably something you have already addressed. As such, I don't expect this information to be new to you, but may just refresh or add to your existing emergency plans.

Needless to say, start watching the weather report days before your trip, it is just common sense. Knowledge of the expected ten-day weather report can save you from being caught off guard and ill prepared!

Traveling some distance to archery shoots, family vacations, or even that annual or once in a lifetime hunting trip, all require a certain amount of thought and preparation. Just in case you have not already outfitted your vehicle for an outdoor emergency, let's go over some ideas.

Give it the "function test. Before you start out on a trip, make sure everything is in good working order. Fill the washer fluid container and test the wiper blades, check the oil and make sure the air filter is clean and that the headlights and taillights are all working. Check your tire pressure and make sure the lug wrench and jack are working and in place. *Most importantly, have the battery checked.*

If it is weak, now is the time to replace it, not somewhere down the road, half way to a shoot, or when you return from a hike and find your battery dead at the trail head.

Flat tires along a major highway or roadway are not usually a serious problem, fairly easy to change or again, a call to “Triple-A” solves the problem. If your adventure takes you “Off Road” into the back country the problem becomes more serious, as nearby help is often not an option.

Include a “Tire Repair Plug Kit” (the kind with the little tar coated rope pieces) and a small cigarette-lighter air compressor (a tire pressure gauge placed where it is easily accessible). The most common tire problems off road are sidewall punctures from thorns or flint-rock fragments and a plug-kit often makes a fine temporary fix.



Your vehicle also needs a mechanical emergency kit beyond the lug


wrench and jack, particularly if your adventure is to take you to remote places. Assemble a small set of common-size wrenches, Vise-Grip pliers, some screwdrivers and a roll of electrical tape. A sturdy tow strap and jumper cables, should be stowed permanently in your rig. Trust me, you'll need them eventually! A few extra fuses is also not a bad idea.

For most archery adventures this is probably a fairly complete set up. If you are a hunter that goes beyond most archery ranges into the “back country, the a few extra items can be a life saver. A set of chains in a bucket and a shovel can get you out of some pretty miserable mud-snow-slush conditions. A few “Zip Ties” from small to large are a big asset in camp. Ditto for a hatchet or machete.

A light bar on your front bumper or on top of your rig will add a significant margin of safety on dark forest roads or when setting up camp on a moonless night. Also, very handy when processing game after dark.

Speaking of processing game after dark, a solid cooler, clean game bags, a small cutting board, rubber gloves, heavy duty gallon sized zip-close freezer bags, paper towels and some vinegar for clean up afterward, can make the job so much easier.

A “Go-Bag” is a fairly modern term for an emergency kit. Usually the best time to put together a “Go-Bag” is when your wife tells you it is time to



sort your closet. We've all been there and this is the time to put together those old jeans and t-shirt into something worthwhile. My "Go-Bag" is a "day-pack" that I have seat-belted in the back seat. It carries a light waterproof wind-breaker jacket, a hat, gloves, underwear, socks, pants and t-shirt, toothbrush/paste, a spare pair of glasses, comb, small first-aid kit (with needed daily medicines and Sun-Block lotion), flashlight (or head lamp), a small pack of tissues and a bottle of water. If you are a lady, a good addition is a pair of old sneakers or walking shoes. Should I need to walk away from the vehicle to get help, even in inclement weather, I am prepared.



A box of energy bars is always a good addition. I also have a heavy-duty rain poncho and two travel blankets stored in the back.

Surprisingly enough, the storage bin under the floor in the back of my jeep is a 10" wide, 24" long and 8" deep, a small bin, but it holds 85% of all the items mentioned in this column. (*Excluding the game*

*processing kit, that would be a special add on for a hunt) and the "Go Bag" in the back seat. It is true, I am probably a "little overstuffed once again, I guess that is just who I am.*

You are an archer, you are expected to be prepared, resourceful and knowledgeable in all things outdoors, it is part of the life style. Set up your vehicle with the needed "stuff" and safely enjoy your archery travels!



Jeep well packed and ready to do

Till next month,

Curtis  
"Life is Better Outdoors"

## The Archers Auto emergency equipment list:

- Jack/lug wrench
- Tire Plug Kit /air compressor/ tire gauge
- Jumper cables
- Tow strap
- Tool kit:
- Vice Grip
- Pliers
- Assorted wrenches
- Screw Drivers
- Electrical tape
- Spare fuses
- (a rag & hand cleaner are just nice to have)
- Extras:
- Zip-Ties (large & small)
- Poncho
- Gloves
- Energy Bars
- Hatchet or Machette

## Go Bag:

- Wind Breaker Jacket / Hat / Flash Light or Head Lamp, gloves
- Change of clothes (pants, t-shirt,underwear, socks)
- Spare pair of glasses, toothbrush/paste, comb, small first aid kit with
- Sun Block lotion & Daily Medicines, small pack of tissues, bottle of water
- Ladies can add a pair of sneakers or walking shoes



## CLUB TOURNAMENT NEWS AND STANDINGS

John Downey, Tournament Chairman

A little smaller turnout for the August Club Shoot again. Shooting mates Charles Neace and Oscar Melendez once again kept it close with identical handicapped scores of 555. Oscar's scratch total was however one point higher.

We also had a tie for 3<sup>rd</sup> place, with Norman Rice and Terry Marvin shooting identical 553 scores. Ironman Rice did have the higher scratch score of 509.

Tom Swindell picked up the top Traditional handicapped score (517) and James Stankovich picked up the top scratch score for the Trad shooters.

This was the second to last club shoot for the year. Next month, September, is the last shoot that counts for trophies, so do plan to come out.

Keep stick'n them pointy ends in the target.

Hope to see you around the range.

John Downey  
Tournament Chairman

NAME	HSCORE	SCRATCH	DIVISION	STYLE
Charles Neace	555	518	A	FS
Oscar Melendez	555	519	A	FS
Norman Rice	553	509	GA	FS
Terry Marvin	553	492	A	FS
David Jockisch	548	482	A	FS
Jim Collins	544	431	A	BHFS

Norman Rice	542	484	GA	BHFS
Kurt Hoberg	530	437	A	FITA
Tom Swindell	517	250	GA	TRAD
Scott Leviant	514	375	A	FITA
Jaiden Jockisch	507	196	C	TRAD
James Stankovich	493	259	GA	LB
Curt Perry	486	486	A	FS
Amelie Leviant	480	257	Y	FS
Joe Cavaleri	480	154	GA	LB

### Club Trophy (Belt Buckle) – Best Five Handicapped Scores in a single shooting style.

Oscar is again at the top of the pack, with less than three points separating him from Charles. Terry Marvin is hanging in as well as Jim Collins and FITA shooter, Kurt Hoberg.

This won't be decided until the last shoot.

NAME	HSCORE AVG	STYLE
Oscar Melendez	559.2	FS
Charles Neace	556.6	FS
Terry Marvin	548.8	FS
Jim Collins	545.6	BHFS
Kurt Hoberg	545.0	FITA

### Club Traditional Trophy (Belt Buckle) – Best Five Handicapped Scores in a single shooting style.

James Stankovich is still at the top for the award, though Tom Swindell is just 2.2 points behind. This one will also be decided at the last shoot.

NAME	HSCORE AVG	STYLE
James Stankovich	505.4	LB
Tom Swindell	503.2	TRAD
Joe Cavaleri	485.8	LB
Bob Bombardier	339.0	LB
Robb Ramos	328.8	TRAD

### Perpetual Trophy (Best 10 Scratch Scores – Mixed Shooting Style allowed)

Oscar is look pretty good to repeat win the trophy this year.

Note: This trophy is the hardest one to win, as it all comes down to skill, and being able to pull the shot off when it counts.

NAME	SCRATCH TOTAL	STYLE	AVG
Oscar Melendez	5162	FS	516.2
Charles Neace	5144	FS	514.4
Terry Marvin	4335	FS	481.7
Jim Collins	4003	BHFS	400.3
Norman Rice	3993	FS	499.1

### Golden Ager (Best 3 Handicaped Scores)

Looks like Norman Rice has a lock on this trophy again.

NAME	HSCORE AVG	STYLE
Norman Rice	546.3	BHFS
Tom Swindell	517.0	TRAD
James Stankovich	512.0	LB

## ALL SCORES TO DATE

Name	Division	Scratch Score	Style	Handicap	Handicap Score	Date Shot
Amelie Leviant	Y	291	FS	0	291	4/28/2019
Amelie Leviant	Y	280	FS	0	280	5/26/2019
Amelie Leviant	Y	307	FS	214	521	6/23/2019
Amelie Leviant	Y	257	FS	223	480	8/25/2019
Bill Bachelor	A	76	TRAD	0	76	5/26/2019
Bob Bombardier	A	131	LB	0	131	1/27/2019
Bob Bombardier	A	137	LB	0	137	2/24/2019
Bob Bombardier	A	135	LB	341	476	3/24/2019
Bob Bombardier	A	128	LB	342	470	5/26/2019
Bob Bombardier	A	140	LB	341	481	7/28/2019
Carlos Parada	A	498	FS	0	498	12/23/2018
Charles Neace	A	509	FS	0	509	11/25/2018
Charles Neace	A	500	FS	0	500	12/23/2018
Charles Neace	A	508	FS	44	552	1/27/2019
Charles Neace	A	515	FS	42	557	2/24/2019
Charles Neace	A	517	FS	38	555	3/24/2019
Charles Neace	A	519	FS	34	553	4/28/2019
Charles Neace	A	533	FS	30	563	5/26/2019
Charles Neace	A	512	FS	31	543	6/23/2019
Charles Neace	A	513	FS	33	546	7/28/2019
Charles Neace	A	518	FS	37	555	8/25/2019
Cher Riggs	A	342	FITA	0	342	11/25/2018
Cher Riggs	A	328	FITA	0	328	12/23/2018
Cher Riggs	A	383	FITA	167	550	1/27/2019
Cher Riggs	A	320	FITA	174	494	3/24/2019
Cher Riggs	A	385	FITA	158	543	4/28/2019
Cher Riggs	A	408	FITA	151	559	5/26/2019
Cher Riggs	A	413	FITA	126	539	7/28/2019
Chuck Thurber	GA	323	FS	0	323	11/25/2018



Chuck Thurber	GA	363	FS	0	363	1/27/2019
Clark Pentico	A	496	BHFS	0	496	4/28/2019
Cory Riggs	A	333	BHFS	0	333	11/25/2018
Curt Perry	A	486	FS	0	486	8/25/2019
David Bombardier	A	38	LB	0	38	3/24/2019
David Jockisch	A	472	FS	0	472	1/27/2019
David Jockisch	A	498	FS	0	498	2/24/2019
David Jockisch	A	493	FS	51	544	3/24/2019
David Jockisch	A	504	FS	50	554	4/28/2019
David Jockisch	A	483	FS	54	537	5/26/2019
David Jockisch	A	469	FS	60	529	7/28/2019
David Jockisch	A	482	FS	66	548	8/25/2019
Derek Lyneis	A	481	FS	0	481	3/24/2019
Didier Beauvoir	A	193	TRAD	0	193	5/26/2019
Didier Beauvoiz	A	253	TRAD	0	253	6/23/2019
Erik Hammerquist	A	466	BHFS	0	466	11/25/2018
Hector Alvarez	A	426	FS	0	426	3/24/2019
Hector Alvarez	A	412	FS	0	412	4/28/2019
Hector Alvarez	A	420	FS	113	533	5/26/2019
Jaiden Jockisch	C	162	TRAD	0	162	1/27/2019
Jaiden Jockisch	C	176	TRAD	0	176	2/24/2019
Jaiden Jockisch	C	183	TRAD	310	493	3/24/2019
Jaiden Jockisch	C	199	TRAD	299	498	4/28/2019
Jaiden Jockisch	C	152	TRAD	306	458	5/26/2019
Jaiden Jockisch	C	167	TRAD	310	477	7/28/2019
Jaiden Jockisch	C	196	TRAD	311	507	8/25/2019
James Stankovich	GA	297	LB	0	297	12/23/2018
James Stankovich	GA	263	LB	0	263	1/27/2019
James Stankovich	GA	253	LB	231	484	2/24/2019
James Stankovich	GA	231	LB	249	480	3/24/2019
James Stankovich	GA	270	LB	247	517	4/28/2019
James Stankovich	GA	264	LB	244	508	5/26/2019
James Stankovich	GA	280	LB	231	511	6/23/2019

James Stankovich	GA	266	LB	232	498	7/28/2019
James Stankovich	GA	259	LB	234	493	8/25/2019
Jim Collins	A	350	BHFS	0	350	11/25/2018
Jim Collins	A	363	BHFS	0	363	12/23/2018
Jim Collins	A	371	BHFS	159	530	1/27/2019
Jim Collins	A	412	BHFS	142	554	2/24/2019
Jim Collins	A	429	BHFS	125	554	3/24/2019
Jim Collins	A	414	BHFS	114	528	4/28/2019
Jim Collins	A	405	BHFS	115	520	5/26/2019
Jim Collins	A	401	BHFS	123	524	6/23/2019
Jim Collins	A	427	BHFS	119	546	7/28/2019
Jim Collins	A	431	BHFS	113	544	8/25/2019
Joe Cavaleri	GA	154	LB	0	154	12/23/2018
Joe Cavaleri	GA	114	LB	0	114	1/27/2019
Joe Cavaleri	GA	191	LB	326	517	2/24/2019
Joe Cavaleri	GA	191	LB	316	507	3/24/2019
Joe Cavaleri	GA	160	LB	304	464	4/28/2019
Joe Cavaleri	GA	178	TRAD	0	178	4/28/2019
Joe Cavaleri	GA	144	TRAD	0	144	5/26/2019
Joe Cavaleri	GA	145	LB	316	461	7/28/2019
Joe Cavaleri	GA	154	LB	326	480	8/25/2019
Jose Navarro	A	78	TRAD	0	78	1/27/2019
Kale Hayes	A	326	BHFS	0	326	1/27/2019
Kurt Hoberg	A	380	FITA	0	380	11/25/2018
Kurt Hoberg	A	468	FITA	0	468	12/23/2018
Kurt Hoberg	A	427	FITA	108	535	1/27/2019
Kurt Hoberg	A	394	FITA	105	499	2/24/2019
Kurt Hoberg	A	429	FITA	115	544	3/24/2019
Kurt Hoberg	A	387	FITA	126	513	4/28/2019
Kurt Hoberg	A	438	FITA	114	552	6/23/2019
Kurt Hoberg	A	458	FITA	106	564	7/28/2019
Kurt Hoberg	A	437	FITA	93	530	8/25/2019
Martin Moreno	A	470	FS	0	470	7/28/2019

Nathan Collins	Y	266	BHFS	0	266	11/25/2018
Nathan Collins	Y	292	BHFS	0	292	12/23/2018
Nathan Collins	Y	308	BHFS	218	526	1/27/2019
Nathan Collins	Y	270	BHFS	216	486	2/24/2019
Nathan Collins	Y	274	BHFS	221	495	3/24/2019
Nathan Collins	Y	352	BHFS	210	562	4/28/2019
Nathan Collins	Y	334	BHFS	192	526	5/26/2019
Nathan Collins	Y	307	BHFS	183	490	6/23/2019
Nathan Collins	Y	328	BHFS	190	518	7/28/2019
Norman Rice	GA	484	BHFS	0	484	12/23/2018
Norman Rice	GA	510	FS	0	510	12/23/2018
Norman Rice	GA	489	BHFS	0	489	1/27/2019
Norman Rice	GA	500	FS	0	500	1/27/2019
Norman Rice	GA	477	BHFS	62	539	2/24/2019
Norman Rice	GA	493	FS	47	540	2/24/2019
Norman Rice	GA	495	BHFS	58	553	3/24/2019
Norman Rice	GA	496	FS	51	547	3/24/2019
Norman Rice	GA	478	FS	57	535	4/28/2019
Norman Rice	GA	484	BHFS	60	544	5/26/2019
Norman Rice	GA	498	FS	56	554	5/26/2019
Norman Rice	GA	509	FS	52	561	6/23/2019
Norman Rice	GA	484	BHFS	58	542	8/25/2019
Norman Rice	GA	509	FS	44	553	8/25/2019
Oscar Melendez	A	508	FS	0	508	11/25/2018
Oscar Melendez	A	507	FS	0	507	12/23/2018
Oscar Melendez	A	520	FS	39	559	1/27/2019
Oscar Melendez	A	498	FS	42	540	2/24/2019
Oscar Melendez	A	527	FS	36	563	3/24/2019
Oscar Melendez	A	518	FS	37	555	4/28/2019
Oscar Melendez	A	538	FS	26	564	5/26/2019
Oscar Melendez	A	510	FS	30	540	6/23/2019
Oscar Melendez	A	517	FS	31	548	7/28/2019
Oscar Melendez	A	519	FS	36	555	8/25/2019

Robb Ramos	A	115	TRAD	0	115	1/27/2019
Robb Ramos	A	113	TRAD	0	113	2/24/2019
Robb Ramos	A	129	TRAD	353	482	3/24/2019
Robb Ramos	A	92	TRAD	359	451	5/26/2019
Robb Ramos	A	128	TRAD	355	483	7/28/2019
Scott Leviant	A	359	FITA	0	359	11/25/2018
Scott Leviant	A	409	FITA	0	409	12/23/2018
Scott Leviant	A	406	FITA	135	541	1/27/2019
Scott Leviant	A	382	FITA	129	511	2/24/2019
Scott Leviant	A	418	FITA	126	544	3/24/2019
Scott Leviant	A	383	FITA	133	516	4/28/2019
Scott Leviant	A	419	FITA	123	542	5/26/2019
Scott Leviant	A	388	FITA	131	519	6/23/2019
Scott Leviant	A	396	FITA	127	523	7/28/2019
Scott Leviant	A	375	FITA	139	514	8/25/2019
Terry Marvin	A	469	FS	0	469	11/25/2018
Terry Marvin	A	486	FS	0	486	12/23/2018
Terry Marvin	A	497	FS	61	558	1/27/2019
Terry Marvin	A	478	FS	58	536	2/24/2019
Terry Marvin	A	479	FS	61	540	3/24/2019
Terry Marvin	A	474	FS	66	540	4/28/2019
Terry Marvin	A	475	FS	67	542	5/26/2019
Terry Marvin	A	485	FS	66	551	7/28/2019
Terry Marvin	A	492	FS	61	553	8/25/2019
Tom Sheppard	GA	122	TRAD	0	122	11/25/2018
Tom Sheppard	GA	93	LB	0	93	12/23/2018
Tom Sheppard	GA	102	TRAD	0	102	12/23/2018
Tom Sheppard	GA	120	LB	0	120	1/27/2019
Tom Sheppard	GA	142	TRAD	350	492	1/27/2019
Tom Sheppard	GA	166	TRAD	339	505	2/24/2019
Tom Sheppard	GA	155	TRAD	325	480	3/24/2019
Tom Swindell	GA	222	TRAD	0	222	11/25/2018
Tom Swindell	GA	264	TRAD	0	264	12/23/2018

Tom Swindell	GA	263	TRAD	249	512	1/27/2019
Tom Swindell	GA	204	TRAD	254	458	3/24/2019
Tom Swindell	GA	219	TRAD	266	485	4/28/2019
Tom Swindell	GA	255	TRAD	267	522	5/26/2019
Tom Swindell	GA	216	TRAD	264	480	6/23/2019
Tom Swindell	GA	212	TRAD	266	478	7/28/2019
Tom Swindell	GA	250	TRAD	267	517	8/25/2019

## ADOPT-A-TARGET (CVA Roving Range)

Most of our target lanes have been adopted. If interested in adopting one you can contact one of the Board Members.

Jbd

Target	Distance	Adopter
1	35 yrd. fan field 36 yrd fan hunter	Ben Shirley
2	30 yrd. field 32 yrd hunter	Ben Shirley
3	20 yrd. field 19 yd walk-up hunter	Tom Sheppard
4	35 ft. walk-up field 11 yrd hunter	Cher Riggs
5	80 yrd. walk-up field 70 yrd. walk-up hunter	Norm Rice
6	25 yrd field 28 yrd. fan hunter	William Bachellar
7	55 yrd field 53 yrd walk-up hunter	Jim Collins
8	45 yrd walk-up field 44 yrd hunter	Jim Collins

9	15 yrd. field 15 yrd. walk-up hunter	Ron Riley
10	65 yrd. field 64 yrd. walk-up hunter	
11	40 yrd field 40 yrd. Hunter	Steve Price
12	60 yrd field 58 yrd. walk-up	Jackie Rice
13	45 yrd field 23 yrd. walk-up hunter	B. McReady
14	50 yrd. field 48 yrd walk-up hunter	
15	45 yrd. walk-up field 44 yrd. hunter	Ruth Haskins
16	50 yrd. field 48 yrd. hunter	Tom Sheppard
17	20 yrd field 19 yrd. walk-up hunter	
18	80 yrd. walk-up field 70 yrd walk-up hunter	
19	55 yrd. field 53 yrd. walk-up hunter	Wayne Williams
20	25 yrd. field 28 yrd. fan hunter	Wayne Williams
21	35 yrd. fan field 36 yrd fan hunter	Phil Bruno
22	30 yrd. field 32 yrd. fan hunter	Phil Bruno
23	35 ft. walk-up field 11 yrd. Hunter	Charles Shaw
24	45 yrd. field 23 yrd. walk-up hunter	Derek Lyneis
25	65 yrd. field 64 yrd. walk-up hunter	Henry Marengo
26	60 yrd field 58 yrd. walk-up	Nikki Orzel
27	15 yrd. field 15 yrd. walk-up hunter	Lois Price
28	40 yrd. field 40 yrd. hunter	Dennis Smith
	20-40 yd practice butts	
	20 yd practice butts running pig	Lois Price

## YOUR CVA OFFICERS

President <a href="mailto:president@cvarchers.com">president@cvarchers.com</a>	<b>Kurt Hoberg</b>	(805) 552-9934
Vice-President <a href="mailto:vicepresident@cvarchers.com">vicepresident@cvarchers.com</a>	<b>Bonnie Marshall</b>	(805) 379-8721
Secretary	<b>Scott Leviant</b>	(818) 477-2814
Treasurer	<b>Cher Riggs</b>	(805) 368-7466
Board Members	<b>Cathy Linson</b> <b>Lee Glaser</b> <b>Mike Keena</b> <b>Bill Davis</b> <b>Kevin Cloepfil</b>	(805) 791-5102  (805) 527-4585  (805) 390-1059
Range Captain		
Target Chairman	<b>Kevin Knebel</b>	(805) 390-1059
3D Range Captain	<b>Bryan Tanger</b>	(805) 915-7347
Publicity Chair	<b>David Jockisch</b>	(805) 217-1356
Editor / Tournament Chair	<b>John Downey</b>	(805) 527-4894
<b>CVA Answering Service</b>		<b>(805) 328-4721</b>
Past-President & whatever we need him to do guy	<b>Clark Pentico</b>	(805) 630-1749

## FRIENDS OF CONEJO VALLEY ARCHERS



**805.581.1671**  
2150 Agate Court • Simi Valley, CA 93065

# **CONEJO QUIVER**

**October 2019**



**The October 2019 General Membership Meeting & Awards Banquet will be held on Sunday October 27, 2019, at 11:30 am per our normal schedule.**

## FROM THE EDITOR

John Downey, Editor

# HAPPY NEW YEAR

Yes, we just started a new year club, hard to imagine it isn't. We have lots of good things planned for the new one. To start off we have the October Club Fun Shoot and Awards Banquet on Sunday October 27, 2019. Make plans to attend as Green Acres is once again catering the event for us.

**The 1st ANNUAL HOLLYWOOD CELEBRITY ARCHERY SHOOT TO BENEFIT THE NATIONAL ARCHERY IN THE SCHOOLS PROGRAM will be held on our range on November 16.** A lot of club help will be needed (Bonnie talks more about this in her article). See the full press release for more information.

Our December Toy Drive Tournament (think Toys for Tots) is just around the corner as well, and we hope to collect more toys this year than last. This tournament is a lot of fun, and is for a good cause. Rose Hoberg and friends have been preparing custom hand painted targets for this event (and I'm sure they will be "simply marvelous" again this year).

We also have our Traditional and Pac Coast events as well. Scott Leviant has stepped up to the plate to save the Pac Coast event in Clark's absence, and already has some great plans (including a name change) more to come in the months to follow.

This month, our contributors include President Kurt Hoberg, Vice President Bonnie Marshall, Cathy Linson, Curtis Hermann and yours truly. Curtis' column is particularly interesting, especially if you ever wondered how Native Americans made pitch glue. We have a number of photos taken by club members at the Senior Games in Utah, and a few more shot this month at our Fun in the Sun tournament

John Downey  
Editor

## FROM THE DESK OF THE PRESIDENT

Kurt Hoberg, President



### October Fun Shoot

Prior to our CVA Banquet on October 27<sup>th</sup> (mark your calendars!), we have our Annual Fun Shoot in lieu of our normal monthly Club Shoot.

I put this shoot together and have some fun novelty and other shots for everyone, including the kids, to shoot at. The shoot starts at target 15 in the back of the range and goes through target 28, which is the flattest part of the range. I'll have some instruction sheets and scorecards out on the tables beside the practice range on Sunday morning.

I've been working on some new targets for this year so be sure to bring your bow and shoot with other members. This is purely for fun, so you can keep score if you like, or just shoot and have a great time.

### Pacific Coast Archery Festival – IN PERIL!! (Editor: No longer)

As I mentioned last month, we are getting to the point of determining if we are going to hold this shoot in March. We don't have a tournament chair and without one, the tournament can't go on.

I'd like to see if a club member would step up and take this important tournament over from Clark Pentico. Clark and the Board will be there to help and advice. Clark has documentation and knowledge of past Pac Coast Tournaments and is willing to help.

If you have any interest, please reach out to any Board member or me and we will be happy to talk.

### **Public Session Parking - REMINDER**

Due to the public driving onto our Field Range during the Saturday Public Session, we have a rope that we pull across from the Bulletin Board to the kitchen to keep the public out. This rope has some new signage added, stating NO PARKING.

Please do not park against the rope during the Public Session hours as your car blocks access to the range for club members, and more importantly blocks the county mandated fire lane.

Do not park against the rope!

### **Tournament News – the year is winding down!**

We've had several club members place at both the Pacific Coast Championships in Sacramento, and at the Huntsman Senior Games in St. George Utah. Once the standings are posted I'll outline the details in an upcoming article.

### **Field Range**

We are still looking for a Field Range Captain.

Tom and everyone that helps him will be available to train the new Range Captain. If you are interested, please reach out to me or contact any board member. Your club needs YOU!

### **Field Range Captain (Vacant)**

- Coordinate with the Field Target Chair to be sure that the Field Range has targets
- Verify hay bales are shootable
  - Order hay bales as required
  - Band hay bales - coordinate work parties to do so
  - Place hay bales as needed - coordinate work parties

- Verify materials (banding and clips) are available and work with the BOD to order any/all materials as needed
- Meet deliveries at the range as schedule permits. Work with the BOD to schedule a club member to meet deliveries as required.
- Be present at BOD and General Meetings as schedule permits. When attendance is not possible, provide a written report via email prior to the BOD meeting.
- Verify range shoot-ability, weed abatement.
  - Be the Point of Contact for Range Beatification Days, record and verify Club Member work hours during work activities on the Field Range.
  - Work with lane adoptees to maintain their adopted lane(s)
  - Maintain the list of adopted lanes. Work with the BOD to communicate any changes to the list
  - Schedule work parties as required for weed abatement if necessary beyond the normally scheduled Range Beautification Days
- Work to keep the Tool and Target bins clear, clean, and organized

### **JOAD / Adult Achievement Pin Program**

This month we have two Adult shooters and a JOAD shooter that have earned pins – congratulations!

- **Paula Firth**, shooting Recurve, 5<sup>th</sup> pin, Adult

### **Range Security**

Please keep your driving speeds down when going through the park. There can be and often are children in the area, and the spot just past the restrooms/showers near the play equipment is always





## From the Desk of the VP

Bonnie Marshall

Happy Fall Everyone! Yes, I swear it is coming! With fall come all of the craziness of the club with big bale replacement parties on all ranges, membership renewals, special projects, new tournaments, Eagle Scout projects and of course the Club Awards Banquet! I hope all of you will be a part of all of these events.



See your email links from Cathy to make sure you don't miss out on any of the great volunteer opportunities that come up in the fall! Field practice bales this weekend, Field Range bales to follow next and when we finish with those it will be time to start all over again at the Public Session Range again. It's cooler and if you get your hours in earlier than later you aren't trying to get everything done at the last minute!

Read the flier within these pages to save the date for attending the Banquet. By popular demand we will have luncheon catered by Green Acres! Come cheer on the great archers in our club who have pushed through those hot and sticky days and persevered to be the best in the club. All members and their immediate families are welcome! I will of course be doing renewals AFTER lunch.

Be on the lookout for some Eagle Scout signage projects coming down the pipeline. We are constantly getting asked to provide more opportunities for these groups.

### Hollywood Celebrity NASP Shoot

Speaking of volunteering we have our newest event on November 16, 2019. The Hollywood Celebrity NASP Shoot is our next event and will be the first time we run this one. We are working with Swan Goose Productions, who are general managers for many huge events and also archery buffs. Past member and now NFAA Hall of Fame 2020 CBH/SAA Hall of Fame Inductee – Craig Fritz is also onboard to help on this event.

Look for him on the range again at the shoot. They will organize the celebrities and such and we will host the tournament part of the shoot.

This shoot is to raise monies for NASP (National Archery in the Schools Program) and promote outdoor archery, hunting activities and the Game Warden programs. Please read the media release in this Quiver to read all about the reasons behind the event.

This is really considered a short shoot as celebrities, pro archers, NASP kids and paying archers will be shooting 14-Field Targets and 15-3D targets for their final scores. This has been a nationally advertised event and media coverage will be present. With all this we of course want our range to shine and so if you see something that needs some work, be sure to let a Board member know so that it can be placed on the work party list.

*Please remember that the Field, 3D and Tournament Ranges will be closed to all members. If you are not volunteering or shooting you will not be able to access the range. The Public Session will be closed for the day but open to members as of this writing. This may change if we do need to utilize that area also for specialty shots.*

Along with prepping the range there is also the event itself. We will need about 35-40 volunteers to aid the teams while shooting and to be part of the security for the event. Volunteers will be served a free luncheon along with the celebs, so there will be an amount of schmoozing ability!

### Volunteer Opportunities Abound!

Volunteers will be needed for:

**Tournament Set up** – Friday afternoon and Saturday morning – 10-20 volunteers

- Friday - Put out four pop up tents over seating area, place directional road signage out, place any field signage required, place tables in required areas, prep water stations for next day. Final clean kitchen area tables, walkways and area, clean stage seating and stage area. Prep kitchen area and turn on freezer. Check all bathroom facilities are ready for use. Set up Harvey at

the staging area! Place paper targets on targets to be used. Set out award boxes for athletes to stand on.

- Saturday AM - Set up sound system, signage, tables x2 on stage, donation tables x 3 near stage, 3 food service tables in front of service windows on kitchen walkway, pop up tents over seating area. Help to bring out donation items and processing items for archers. Set up award boxes.
- After morning presentations move Harvey to the 80-yard downhill shot.

**Kitchen Service** – 4 Volunteers for full day or partial shifts - we will be providing a small light self-service continental breakfast for the archers in the am.

Kitchen staff will need to help set up tables and covers by 7am and will oversee that the food tables are refreshed as needed for supplies. Coffee needs to be made and service set up for self-service for all food and drinks. We already have a buyer for the food in the morning. Staff will then do clean up after the morning announcements and shooters leave for the range.

Everything will then be reset for the afternoon luncheon to be served at approximately 11:30am to 12pm with the same process. Staff will receive the caterer for the food and do set up for open self-service again. After all shooters have been served then volunteers are invited to also serve themselves to a free lunch and a drink! Water will also be provided free all day.

Finally, cleanup after the luncheon.

**Field Attendants:** These *volunteers must know how to shoot the Field or 3D Ranges* well enough to explain it to new archers. We can't be sure how knowledgeable these shooters will be, so these volunteers will be their guides. We do know that some of them are very advanced or pros, and of course there will be young archers shooting also, so depending on who the shooters are will depend on the amount of help you need to give. You will either accompany a single team through a course or be staged at a specific

target to meet and explain the target to each arriving team. We will need a maximum of 14 people for the Field Range and 15 for the 3D Range. The shooters will shoot one range in the morning, break for lunch and then switch ranges after lunch to finish the shoot. We expect each session to be about 2-1/2 hours average.

**Snack Sales** -1 Volunteer - we will be selling just light snacks and providing free water for the returning archers through to the end of the event.

**Security** – 10 volunteers for full day or shifts. This is a celebrity event and we need to have true security help. Game Wardens will also be assisting in vital areas.

- Gate Security/Parking – 2 volunteers - We will have gate security checking credentials at both the Main Gate and the Tournament Range gates. Directions will be given as to process when you sign up. Media and spectators will be sent through the TR gate. All archers and volunteers will be processed through the Main gate. Guide cars to park properly.
- Roving Security – will be walking the range helping to guide media and spectators and making sure that people are staying on the roads, not wandering and walking in the right directions. It will be a hand off system where you will cover an area from point to point and then hand them off to the next person so that areas are continuously covered. I ask that you bring your binoculars as we will have to watch for people trying to get onto areas they don't belong. You will be also looking for anyone in the media trying to get that "special" shot where they find themselves all of the sudden a target. Safety will be the major concern.
- Specialty Shot Assistance – We will be having a few specialty shots revolving around Harvey and the Practice Area for special prizes. Helping archers get to the correct positions and scoring will be needed.

**Awards Ceremonies** – 2 volunteers - set up awards and assist as needed

**Clean Up** – as we will be using the 3D Range in its normal state there will not be any need to take down 3D targets!!! Best event ever!! There will be lots of other items for clean up and put away.

We normally don't post all of the specifics for what it takes to put on a tournament and all the details of the volunteers, but I wanted everyone to understand that these jobs are not beyond most anyone's abilities to help in some way. We will be needing only adult volunteers for this event please.

I hope that everyone will be make themselves available especially those of you who know the details of how to shoot the range areas. We need you all!

**Cathy will be sending out the Volunteer link for this event, this week.**

**Please contact me if you have any questions.**

**See you on the range!**

**Bonnie**

## **October Anniversaries – It's a popular month to join!!**

- 15 years – Bonnie Marshall and family
- 11 years – Ryan Cloepfil and Kevin Cloepfil
- 8 years – Peter Sperling
- 7 years – Robert Lind, Gustavo Macias and family
- 5 years – Cathy Linson and family, Ben Shirley, Harry Hodges, Tom Sheppard
- 4 years – Ben Chen
- 3 years – George LaFontaine and family, Oscar Vallejo
- 2 years – Joe Skorpen
- 1 year – Bruce Borner, Arvind Kumar and family, Charles Neace, John Spezzano

Congratulations everyone!

## **AMAZON SMILE**

Every month our club receives free money from this program (we received over \$65 dollars last month). Amazon is **tripling the donation amount** to 1.5% when customers make their **first** eligible [smile.amazon.com](https://smile.amazon.com) purchase. This is a great opportunity to increase Conejo Valley Archers' AmazonSmile donations by reminding supporters to shop at [smile.amazon.com](https://smile.amazon.com).

If you do purchase any items on Amazon but haven't yet used Amazon Smile this is a terrific opportunity to do so! Most everything you buy on the regular Amazon site is on AmazonSmile and nothing else changes in regards to your purchases or processes on Amazon.

For additional details about the promotion, visit their promotion [detail page](#).

## **Membership Corner**

***There is only this Saturday weekend left to renew at the range!***

This process is pretty fast and there is no waiting for your key.

Mail in renewals can take up to 2 weeks to process.

Check our FB page and our website for processing requirements. Please don't forget to send required waivers and a Membership Agreement with your mail in paperwork! Also remember your old key needs to be returned.

Thanks,  
Bonnie

FOR IMMEDIATE RELEASE

## 1st ANNUAL HOLLYWOOD CELEBRITY ARCHERY SHOOT TO BENEFIT THE NATIONAL ARCHERY IN THE SCHOOLS PROGRAM

NOV. 16, Conejo Valley Archers, Simi Valley, CA

Contact: James A. Swan Ph.D.

[hwcelebarcheryshoot@gmail.com](mailto:hwcelebarcheryshoot@gmail.com) 505-428-9007

The exact date when people began shooting archery is debated by academics. Some say that archery began 50,000 years while others maintain that the bow and arrow are only around 10,000 years old. Recent research in South Africa reports finding bows and arrows 65,000 years old.



Archery has evolved from being the weapon that is essential for food and self defense, to being an increasingly popular sport. There were archery events in the Olympics in 1904, 1908 and 1920, but then archery did not become a regular Olympic sport for 52 years, returning in 1972. Today, over 80 nations send archery teams participate in the summer Olympics. Archery promises to be even more important in the 2020 Games.

Since 1980, the number of archers in the U.S. has gone from 3 million to more than 23 million, and as many as 1/3 of American archers are women.

One reason that there is dramatic increased interest in archery is the **National Archery in the Schools Program**. Since being founded in 2002 in Kentucky, NASP® has involved more than 18 million students in over 14,000 schools in 47 states, nearly all Canadian provinces, and in 10 different other countries including Africa and Australia. Currently, more than 2 million 4th-12th grade kids participate in every year. It's the largest youth archery program in history, and it's growing at 9.3% per year – about 1,000 new schools join every year. And there has never been a serious injury in a NASP® event.

According to a 2017 poll of students participating in NASP®: 58% of students feel more connected at their school; 40% of students work harder in school; 34% buy non-NASP® bows; 17.5% bow hunt and another 34% want to but haven't yet; and 20%+ hunt with firearms or want to.



NASP® is definitely one factor in the phenomenal growth of archery, but another is that we are living in the Information Age, and many heroic archers are appearing in TV and films.

According to the Archery Trade Association, a big boost for women in archery came in 1999 when Oscar-winning actress Geena Davis became a semi-finalist for making the U.S. Olympic archery team. Davis says she was inspired to take up the sport by watching Olympic archers on TV. See Geena in action at this [fun video](#).

A [second major increase in women archers](#) took place when the “Hunger Games” series starring Jennifer Lawrence, and “Lord of the Rings,” and “Brave” were on the big screens. USA Archery membership increased by 48% after “Hunger Games” was released.

On November 16, 2019, the First Annual Hollywood Celebrity Archery Shoot will be held at Conejo Valley Archers in Simi Valley, CA.

<https://www.cvarchers.com/> It will unite NASP and Hollywood directly.



This event will involve teams of celebrities, NASP archers, and supporting archers competing for prizes donated by the archery industry and others. Breakfast and lunch for archers will be free of charge.

## A few pictures from the Fun in the Sun tournament

**Celeb archers** participating in this event, include: actors Marshall and Lindy Teague, Tim Abell, Frank Stallone, Reggie Theus, Diamond Farnsworth (stunt coordinator for "NCIS"), Dr. James A Swan, and Dr. Ron Ringo; producer/directors Tom Greene and Johnny St. Ours; Fox TV wellness expert Dr. Tony O'Donnell; pro archer Dave Gore; and outdoor TV show leads Jerry Karnow, Mike Rogers and Jason Sveitch.

To participate in this event, Supporting Archers will pay a \$200 fee before November 5. After that the fee is \$250 fee each supporting archer. These monies will go to help support **NASP**®.

### What can archers win at this event?

The Weatherby Foundation has provided a grant to help cover the basic costs. Genesis Archery, Morrell Targets, Rinehart Targets, and Archery Focus magazine are among the sponsors.

One example of awards is: Genesis Bow Awards, [www.genesisbow.com](http://www.genesisbow.com) will be:

GENESIS BOWS -- Genesis Original Kits -- Genesis Gen-X Kits -- Genesis "Bow Choice Certificate" -- each valued at over \$300.

Mathews "Bow Choice Certificate" (This is a \$1,100 value)


BRANDED GEAR --Richardson 112 Branded Patch Hats (new item, not found on website) and Genesis Decals

**Other prizes include:** six boxes of Easton Arrows; a Bear Archery Cruzr Lite RTH Compound Bow Package valued at \$300; Rinehart and Morrell Archery Targets; rests for Genesis bows from Pine Valley Archery; free online subscriptions for Archery Focus magazine; two hand-crafted knives by legendary Hollywood knife-maker Chuck Stapel; boxes of fishing flies; and hand-carved wooden duck decoys.


**SUPPORTING ARCHERS SHOULD SEND THEIR REGISTRATIONS TO:  
SNOW GOOSE PRODUCTIONS, P.O. Box 44426, Rio Rancho, NM 87174.**

**FOR MORE DETAILS SEE THE HCAS WEBSITE:**


And: [https://www.archerybusiness.com/building-bridges-between-hollywood-and-archery?utm\\_source=campaigner&utm\\_campaign=ARB190903&utm\\_content=newsletter&cmp=1&utm\\_medium=email](https://www.archerybusiness.com/building-bridges-between-hollywood-and-archery?utm_source=campaigner&utm_campaign=ARB190903&utm_content=newsletter&cmp=1&utm_medium=email)



## SURE-LOC Ad Perhaps?



## Fairy Village Alert



**An Oldie but Goodie**



**Tree Stands are Fun!**

## CATHY'S CORNER

As always there is plenty to do to keep the range looking good and keep the club humming along at peak efficiency. Here is a list of upcoming opportunities, please mark your calendars or sign up to help.

October 27<sup>th</sup> is the Banquet and folks will be needed for set up and clean up. We still need someone for decorations. The Sign up is at <https://signup.com/go/bCcAoNo>

November 9th will be a work party on the 3D to get ready for the Celebrity Shoot. Work will start at 8:00 am. No need to sign up, just show up ready to work.

November 16 is the Celebrity Shoot we will need plenty of volunteers. The sign up will be out soon. There will be some set up needed on Friday, 11/15.

The Toy Drive Shoot is December 8 with set up on 12/7. The sign up will be out soon.

The yardage markers on the Field Range need painted. This is something that can be done anytime, if you are interested contact me, Cathy Linson.

There are lanes on the Field Range available for adoption. Keeping the range shootable, especially in years with lots of rain, takes many people stepping up. Adopting a lane is a good way to get hours even if you cannot work at the range on Saturdays or Sundays. Working to keep a lane clean can be done once per month unless we get lots

of rain then it may need to be done more often. Right now you need your own tools to take care of a lane but soon we will have a tool locker available. If you are interested let me know or contact any board member.

We need people who want to learn how to repair arrows. Dave Dragan is going to be putting on an arrow repair seminar. If you want to be able to repair arrows you must attend the seminar. More information on dates and times will be available soon.

See you at the range,  
Cathy Linson

Required and Volunteer Hours Coordinator

Conejo Valley Archers

[cmlinson@yahoo.com](mailto:cmlinson@yahoo.com)

805-791-5102

Cathy Linson

Required and Volunteer Hours Coordinator

Conejo Valley Archers

[cmlinson@yahoo.com](mailto:cmlinson@yahoo.com)

805-791-5102

Keep your head up and your heart open



**So, what happens when the buck you're hunting is friends with "Bucky Beaver" ...**







## Conejo Valley Archers

15th Annual

# Toy Drive

Sunday, December 1, 2019

This is a Rain or Shine Event

30 Novelty and 3D Targets

2 arrows, marked yardage, 10-8-5 scoring

REGISTRATION  
7:30 - 9:00 AM

COST  
One unwrapped toy  
valued at ~\$15.00  
(two per Family)



ADULTS  
YOUNG ADULTS 15-17  
YOUTH 12-14  
CUB 11 and younger  
Compound  
Recurve  
Longbow

Matchbox for mulligans: 2 mulligans can be "bought" for 2 toy cars (or \$1 each)  
Snacks and drinks available at the snack bar.

Directions: 118 Hwy to Simi Valley, exit Tapo Canyon, Go North 3 miles, turn left into Tapo Canyon Park. The range is inside the park. No dogs allowed.

For information on the Toy Drive: [rosehoberg@roadrunner.com](mailto:rosehoberg@roadrunner.com)

For Club/Shoot/Schedule Information call the club phone 805-328-4721  
Or visit our website [www.cvarchers.com](http://www.cvarchers.com)

## PICS FROM THE HUNTSMAN WORLD SENIOR GAMES – OCTOBER 2019



Rose & Kurt picked up a pair



Jacque Rice, Gold & Lois Price, Silver - Women's Freestyle Compound





**Very windy shooting conditions – umbrella came in handy**





## Pitch Glue, a Native American Staple

*A column for the "Conejo Quiver" by Curtis Hermann, October, 2019*

Native American archers built all their own equipment by hand and by using materials usually near at hand. Like modern archers, some form of adhesive was a part of everyday use in assembling arrow points, spear points or knife blades. Also used in the waterproofing of woven baskets and in any need that called for an adhesive. One of the easiest glues available was "Pitch Glue" made from pine or spruce drippings from surface scars or under damaged bark.



Pitch glue was known world wide and used by many civilizations, including our maritime ancestors who used it on ships for many little jobs, but today we are interested in how our native american tribes used pine pitch and hardened it into a usable glue.

Pine "pitch" or sap is a soft honey colored sticky substance that you will find oozing from the bark or under a damaged area of bark on a pine or spruce tree. Gathering it is just a simple process of scrapping it off the surface and putting it into a metal pot that can be heated. Check the bark closely on the pine tree at the shooting stake on target number 28, you will find some "pitch" oozing through the bark.

Once your pot is as full as you need, place it on the fire to melt. As soon as it begins to melt you will smell a strong odor of turpentine, this is normal. Don't allow the resin (sap or pitch) to boil as this will reduce the adhesive quality of the glue. You also need to have a lid for your pot within reach as the resin can catch on fire easily and the lid will smother the fire in the pot. If you need extremely clean glue

you can "quickly" strain the soft liquid into another warm pot before it cools in the strainer. For most outdoor projects, straining is probably not necessary.

The resin, if left on its own, will just simply return to its natural soft sticky state as it cools, so it must be tempered to harden it and make it useful as a glue. There are three common substances and two are easily acquired in the field and work well to temper the glue, each has its own advantage. Powdered charcoal is the most common simply because it is already present in the coals of your warming fire. Charcoal works well for most uses, though it tends to make the glue a bit brittle after awhile, it also turns the glue black in color. Beeswax makes a softer more flexible glue, not as strong a glue as charcoal and tends to feel a little greasy and softer when set. Beeswax is also not usually as easy to acquire in the field. Perhaps the better temper is powdered dry scat (poop) from herbivores such as the many cottontails or occasional deer that passes through our range. Simply grind the very dry "scat" or pellets into a fine powder. Often referred to as "loaded" glue, it does make the strongest and longest-lasting glue. Not as hygienic as other tempers, so don't use it for repair of eating utensils, etc.

Since we are talking of using natural products, it is sometimes hard to judge the amount of temper needed to make our glue set properly. Some experimentation is required here, a simple rule of thumb is to start with about 10% temper and set a little aside to harden, if it remains a little soft add a little more temper. The glue must be hot to spread and adhesion only happens once it has cooled. The more times you heat the glue the weaker the adhesion and the more brittle it will get, so when you make your first batch any leftover glue should be divided up into small portions.

The easiest way to do this is to make "pitch-sticks." Pitch sticks can be made using twigs found nearby or I prefer using "popsicle sticks" that can be picked up in any hobby or school supply store. Have a second pot nearby with cool or cold water in it, dip your twig or

stick into the warmed soft glue much as you would if dipping a candle, and then dip it into the cool water to harden, dip again and again cool as many times as necessary to have the amount you need for your next project.



When you wish to use the glue, you can heat the glue “glob” on the end of your stick and drip it onto the surface needing glue. It often helps to pre-heat the surfaces of the parts that need gluing to get an easier and better bond. In the “old days” every archer had a small glass alcohol burner on his workbench, it worked well for “pitch glue” or point glue which is very similar. Still have mine on the bench, haven’t used it for years, but I keep it for its nostalgia value.

There you have it. Simple and useful and no expensive tools needed, so give it a try. It’s the way “Ishi” \* made glue, I know you can do it too!

Now this glue can be a sticky and a bit messy the first few times you try, so you will need a way to clean up your fingers, etc. until you get better at it. This solution is so simple I bet you have the remedy in your glove box, purse or just laying around nearby. Can you guess?

Hand sanitizer! The chemical needed is isopropyl alcohol, the main ingredient in hand-sanitizer, also found on most archers work benches.

Till next month,  
Curtis  
Life is Better Outdoors

“Of the many paths in life one can take, sit next to the one covered in deer tracks”

*\*“Ishi,” America’s last wild indian, came out of the wild in 1911 and ventured into Oroville. California in the foothills of Lassen Peak. “Ishi” a Yana indian gave himself the adopted name of “Ishi,” which in the Yana language means “man” he never disclosed his given name.*



**KNIFE MADE WITH PITCH GLUE**

## CLUB TOURNAMENT NEWS

John Downey, Tournament Chairman

Turnout was lite again in September (the last tournament of the club year that counts for trophies).

NAME	HSCORE	SCRATXH	DIVISION	STYLE
Amelie Leviant	575	377	Y	FS
Scott Leviant	561	435	A	FITA
Oscar Melendez	552	518	A	FS
Charles Neace	544	506	A	FS
Terry Marvin	541	482	A	FS
Jim Collins	540	437	A	BHFS
Nathan Collins	527	338	Y	BHFS
Tom Swindell	500	238	GA	TRAD
James Stankovich	477	230	GA	LB

If you want to know who won the Club Trophy (Belt Buckle), or the Perpetual & Golder Ager Trophies, in addition to the Range Record Trophies, you'll need to come to the Awards Banquet on Sunday.

Keep stick'n them pointy ends in the target.

Hope to see you around the range.

John Downey  
Tournament Chairman

## BIRTHDAYS ON THE RANGE



## ADOPT-A-TARGET (CVA Roving Range)

Most of our target lanes have been adopted. If interested in adopting one you can contact one of the Board Members.

Jbd

Target	Distance	Adopter
1	35 yrd. fan field 36 yrd fan hunter	Ben Shirley
2	30 yrd. field 32 yrd hunter	Ben Shirley
3	20 yrd. field 19 yd walk-up hunter	Tom Sheppard
4	35 ft. walk-up field 11 yrd hunter	Cher Riggs
5	80 yrd. walk-up field 70 yrd. walk-up hunter	Norm Rice
6	25 yrd field 28 yrd. fan hunter	William Bachellar
7	55 yrd field 53 yrd walk-up hunter	Jim Collins
8	45 yrd walk-up field 44 yrd hunter	Jim Collins
9	15 yrd. field 15 yrd. walk-up hunter	Ron Riley
10	65 yrd. field 64 yrd. walk-up hunter	
11	40 yrd field 40 yrd. Hunter	Steve Price
12	60 yrd field 58 yrd. walk-up	Jackie Rice
13	45 yrd field 23 yrd. walk-up hunter	B. McReady
14	50 yrd. field 48 yrd walk-up hunter	

15	45 yrd. walk-up field 44 yrd. hunter	Ruth Haskins
16	50 yrd. field 48 yrd. hunter	Tom Sheppard
17	20 yrd field 19 yrd. walk-up hunter	
18	80 yrd. walk-up field 70 yrd walk-up hunter	
19	55 yrd. field 53 yrd. walk-up hunter	Wayne Williams
20	25 yrd. field 28 yrd. fan hunter	Wayne Williams
21	35 yrd. fan field 36 yrd fan hunter	Phil Bruno
22	30 yrd. field 32 yrd. fan hunter	Phil Bruno
23	35 ft. walk-up field 11 yrd. Hunter	Charles Shaw
24	45 yrd. field 23 yrd. walk-up hunter	Derek Lyneis
25	65 yrd. field 64 yrd. walk-up hunter	Henry Marengo
26	60 yrd field 58 yrd. walk-up	Nikki Orzel
27	15 yrd. field 15 yrd. walk-up hunter	
28	40 yrd. field 40 yrd. hunter	Dennis Smith
	20 yd practice butts running pig	



## YOUR CVA OFFICERS

President <a href="mailto:president@cvarchers.com">president@cvarchers.com</a>	<b>Kurt Hoberg</b>	(805) 552-9934
Vice-President <a href="mailto:vicepresident@cvarchers.com">vicepresident@cvarchers.com</a>	<b>Bonnie Marshall</b>	(805) 379-8721
Secretary	<b>Scott Leviant</b>	(818) 477-2814
Treasurer	<b>Cher Riggs</b>	(805) 368-7466
Board Members	<b>Cathy Linson</b> <b>Lee Glaser</b> <b>Mike Keena</b> <b>Bill Davis</b> <b>Kevin Cloepfil</b>	(805) 791-5102  (805) 527-4585  (805) 390-1059
Range Captain		
Target Chairman	<b>Kevin Knebel</b>	(805) 390-1059
3D Range Captain	<b>Bryan Tanger</b>	(805) 915-7347
Publicity Chair	<b>David Jockisch</b>	(805) 217-1356
Editor / Tournament Chair	<b>John Downey</b>	(805) 527-4894
<b>CVA Answering Service</b>		<b>(805) 328-4721</b>
Past-President & whatever we need him to do guy	<b>Clark Pentico</b>	(805) 630-1749

## FRIENDS OF CONEJO VALLEY ARCHERS



**805.581.1671**  
2150 Agate Court • Simi Valley, CA 93065

# CONEJO QUIVER

November 2019



The **November 2019 Club Shoot and General Membership Meeting (at 11:30 am)** will be held on **Sunday November 24, 2019**, per our normal schedule.

## FROM THE EDITOR

John Downey, Editor

We have a lot of good stuff for you this month again, including photos from the October Fun Shoot and Banquet (along with the names of all the cub shoot winners) as well as photos from the recent NASP Celebrity Benefit Archery Shoot.

Cathy and Kurt have their usual offerings as well as Curtis and yours truly. Joining us this month is Geoffrey Houghton with “JOAD – Always on Point”

Bonnie is taking a little well-deserved R&R off this month. Her usual columns will return next month.

There are a number of flyers for upcoming tournaments that you will want to take note of.

So, sit back and enjoy and make plans to join us on the range.

Hope to see you around the range.

John Downey  
Editor



## FROM THE DESK OF THE PRESIDENT

Kurt Hoberg, President

Weed abatement last year was the most challenging I have seen in the time I have been associated with the club. Due to the rains we had so much Mustard that it took a monumental effort from a small group of select, highly



### Last Year's Mustard "Super Bloom"

committed club members to keep the range shoot-able.

I want to thank the CVA members below that put in that effort and went WAY above and beyond. These are the type of club members that inspire me to continue as President as their selfless sacrifice allowed each of you to continue to use our faculties.

Last year I dealt with an inordinate amount of complaints about the weeds from club members that have never lifted a finger to assist with club maintenance or tournament activities. I would ask those members – instead of complaining, please contribute.

Please focus on the number of hours in the table below. These are the hours dedicated to brush clearing over a period of 23 weekends, starting from 1/19 through 8/10. You read that right, 23 weekends. Total hours spent by these club members to keep the weeds at bay was 1186.

Member Name	Hours
Ben Chen	60.25
Kevin Cloepfil	120
Ryan Cloepfil	36.75
Lee Glaser	136
Erik Hammerquist	35.5
Genieve and Matt Ivie	37.5
David Jockisch	45.5
Mike Keena	316.25
Brandon Newcomer	51.5
Barbara and Brent Richter	28
Joe Rodriguez	24.5
Tom Sheppard	180
Ben Shirley	69.5
Richard Silverio	44.75

### **Pacific Coast Archery Festival – new Name and Tournament Director**

We have a new Tournament Director for this shoot, thanks to Scott Leviant for stepping up. The shoot will be re-branded to the **Conejo Valley Archers Spring Classic**, and will be a money shoot as well. There will be an open class for money shooters (we have to start somewhere), as well as non-money classes.

The format of the shoot will be similar to past torments, an American 900 round, a NFAA Field Round, and a 3D round. Shoot one or all. More information is posted on CVA's WEB site.

### **Public Session Parking - REMINDER**

Due to the public driving onto our Field Range during the Saturday Public Session, we have a rope that we pull across from the Bulletin Board to the kitchen to keep the public out. This rope has some new signage added, stating NO PARKING.

Please do not park against the rope during the Public Session hours as your car blocks access to the range for club members, and more importantly blocks the county mandated fire lane.

Do not park against the rope!

### **Tournament News**

CA Archery scheduling is changing; the state is using the USA Archery WEB site to schedule tournaments. Browse to <https://www.usarchery.org/events/find-an-event> to find and schedule out the event of interest.

Currently the following tournaments are scheduled:

- State Indoor in Tulare CA
- USA Indoor Nationals and JOAD Nationals, various locations
- CA C.O.R.R. Olympic Round Robin in Long Beach
- State Outdoor in Long Beach CA
- Desert Open and CA Duel Team Trials

### **Field Range**

We are still looking for a Field Range Captain.

If you are interested, please reach out to me or contact any board member.

## Field Range Captain (Vacant)

- Coordinate with the Field Target Chair to be sure that the Field Range has targets
- Verify hay bales are shootable
  - Order hay bales as required
  - Band hay bales - coordinate work parties to do so
  - Place hay bales as needed - coordinate work parties
  - Verify materials (banding and clips) are available and work with the BOD to order any/all materials as needed
- Meet deliveries at the range as schedule permits. Work with the BOD to schedule a club member to meet deliveries as required.
- Be present at BOD and General Meetings as schedule permits. When attendance is not possible, provide a written report via email prior to the BOD meeting.
- Verify range shoot-ability, weed abatement.
  - Be the Point of Contact for Range Beautification Days, record and verify Club Member work hours during work activities on the Field Range.
  - Work with lane adoptees to maintain their adopted lane(s)
  - Maintain the list of adopted lanes. Work with the BOD to communicate any changes to the list
  - Schedule work parties as required for weed abatement if necessary, beyond the normally scheduled Range Beautification Days
- Work to keep the Tool and Target bins clear, clean, and organized

## JOAD / Adult Achievement Pin Program

This month we have one Adult shooter and one JOAD shooter that have earned pins, congratulations!

- **Cassandra Silverio**, shooting Barebow, 4<sup>th</sup> pin, Adult
- **Matthew Ivie**, shooting Compound, 1<sup>st</sup> pin, Adult

## Range Security

Please keep your driving speeds down when going through the park. There can be and often are children in the area, and the spot just past the restrooms/showers near the play equipment is always where they seem to dart out onto the road. Stay safe and drive slowly. There is no reason to drive fast in the park.

As I do every month, I would like to remind all members to close and lock the CVA gate behind you when you enter the range and be sure to secure and lock the gate when you leave, this includes both the main range entrance and the gate to the Tournament Range. I've lost count the number of times I've personally secured the gate during the weekend and weekdays. We have had vandalism occur – keeping the range secure helps keep the possibility down.

All club members, please be sure to do your part to secure our range.

See you on the range!

Your President,

Kurt

Remember, archery is easy. Shoot a 10, do it again!



# Upcoming CVA Tournaments



## Conejo Valley Archers

15th Annual

# Toy Drive

Sunday, December 1, 2019

This is a Rain or Shine Event

30 Novelty and 3D Targets

2 arrows, marked yardage, 10-8-5 scoring

REGISTRATION  
7:30 - 9:00 AM

COST  
One unwrapped toy  
valued at ~\$15.00  
(two per Family)



ADULTS  
YOUNG ADULTS 15-17  
YOUTH 12-14  
CUB 11 and younger  
Compound  
Recurve  
Longbow

Matchbox for mulligans: 2 mulligans can be "bought" for 2 toy cars (or \$1 each)  
Snacks and drinks available at the snack bar.

Directions: 118 Fwy to Simi Valley, exit Tapo Canyon, Go North 3 miles, turn left into Tapo Canyon Park. The range is inside the park. No dogs allowed.

For information on the Toy Drive: [rosehobera@roadrunner.com](mailto:rosehobera@roadrunner.com)

For Club/Shoot/Schedule Information call the club phone 805-328-4721  
Or visit our website [www.cvarchers.com](http://www.cvarchers.com)

# Conejo Valley Archers Spring Classic

March 7-8, 2020

Three Archery Tournaments in One! *Thrice* the Challenge! *Thrice* the Fun!

NFAA Field Round • 3-D Round • American 900 Round

With **Open Money Classes** (M/F) for *Each* Tournament! **At Least \$2,100 in Cash Prizes!**



Schedule	Saturday (7th)	Sunday (8th)
Registration Opens	7:00-8:30	7:00-8:00
Ranges Open: 3D and 28 Field	7:30-4:30	7:30-12:30
900 Round — Practice Round	8:30	8:30
900 Round — Start	9:00	9:00
Score Cards Due	4:30	2:00
Awards		2:30

Shoot one, two, or *all three* Tournaments over two days.  
Shooting Styles: **Compound, Traditional, and FITA Recurve**

American 900 Round	3-D Round	NFAA Round	Entries and Extras	Fees
5 ends of 6 arrows/dist.	25 targets	28 targets	<b>First Tournament</b>	(non-money class)
4 minutes per end	Unmarked yardage	Marked yardage	Adult/Senior	\$30
122cm targets (5-ring option)	No Range Finders!	4 arrows per target	Young Adult (15-17)	\$25
3 yardage distances:	2 arrows per target	5-4-3 scoring	Youth (12-14)	\$20
⇒ Senior 40-50-60y	Traditional: 33y max	Money Classes Shoot Adult Compound Stakes And Uses 6-5-4-3 Pro Scoring (X=6)	11 & Under	\$15
⇒ Adult 40-50-60y	Compound: 50y max		<b>Second Tournament</b>	\$15
⇒ Y.A. 40-50-60y	Cub/Youth: 25y max	Money Classes Shoot Compound Stakes and <b>cannot purchase Mulligans or a Doe Tag</b>	<b>Third Tournament</b>	\$10
⇒ Youth 30-40-50y			<b>Family Max *</b>	\$125 *
⇒ Cub 10-20-30y			3D Mulligan (2 Max)	\$1 each
Money Classes Shoot Adult			3D Doe Tag (1 Max)	\$1
			Pre-Register and pay with PayPal by 2/1/20	\$10 off of <i>total</i> fee
			Pre-Register by 2/29/20 and pay Day 1 (3/7/20)	\$5 off of <i>total</i> fee
			<b>All Money Classes</b>	(money class)
			Each Tournament	\$50 <sup>e</sup> (\$150 for all 3 tournements)
			Pre-Register and pay with PayPal by 2/1/20	\$10 off <i>per</i> tournement (\$40 <i>each</i> after \$10 off)

**Awards for all Divisions in each tournament** (M/F) (Senior, Adult, Y.A., Youth, & Cub)

**Division Champion:** Total Score for all three tournaments (non-money class only)

**Money Classes:** A separate Men's and Women's Open Class for *each* tournament.

Food and beverages available on the range.

RV Park (full hookup) and camping by range at Tapo Canyon Park (reservation strongly recommended): <http://www.ventura.org/inland-parks/tapo-canyon-simi-valley>

Hotel Room blocks at Best Western Posada Royale Hotel & Suites and Courtyard by Marriott Ventura Simi Valley (ask for CVA Spring Classic rate—reserve soon!). Other hotel options available January 2020. See [www.cvarchers.com](http://www.cvarchers.com) for details and updates.

Vendors Welcome! Call (213) 590-6370 to reserve your space.

**Visit:** [www.cvarchers.com](http://www.cvarchers.com) for more information about the tournaments, the structure for the Open Money Classes, and pre-registration instructions.

**Questions?** Call Scott Leviant at (213) 590-6370 or e-mail [CVASC@cvarchers.com](mailto:CVASC@cvarchers.com)

11/12/2019

\* Family: Parents and minor children

<sup>e</sup> Family Max *not* offered if Money Class entries included

<sup>e</sup> \$20 of each money class entry fee added to Pot

## Benefiting the Leukemia & Lymphoma Society



### South Bay Archery Lessons

*The Best Place to Become an Archer!*

1300 Kingsdale Avenue, Redondo Beach, CA 90278

310 404-3665

contact@SouthBayArcheryLessons.com

www.SouthBayArcheryLessons.com

## Come to our 2<sup>nd</sup> Anniversary Shoot

### benefiting the Leukemia & Lymphoma Society\*

- Saturday and Sunday, Nov. 30<sup>th</sup> and Dec. 1<sup>st</sup>
- Medals awarded in each class and division after each 300 round (10 3-arrow ends)!
- Raffle prizes! Hi-Tech, Lancaster, Chick-fil-A & more
- Proceeds support this great cause!

#### Saturday times:

- 🕒 Adults (21-50 years) 11:00 AM-1:00 PM
- 🕒 Seniors (51 and older) 1:00-3:00 PM

#### Sunday times:

- 🕒 Yeoman (8-9 years) 9:00-11:00 AM
- 🕒 Bowman (10-12 years) 11:00 AM-1:00 PM
- 🕒 Cub (13-14 years) 1:00-3:00 PM
- 🕒 Cadet (15-17 years) 3:00-5:00 PM
- 🕒 Junior (18-20 years) 3:00-5:00 PM

**\*\$35 non-refundable donation**

Registration is limited to the first 20 applicants per age bracket

**REGISTER TODAY at**

<http://www.southbayarcherylessons.com/south-bay-archery-lessons-2nd-anniversary-shoot/>

Walk-ins accepted as space allows, just come 30 minutes earlier

## Kurt Hoberg with his coach, Khatuna Lorig



Khatuna, is a Bronze Medalist, who has appeared in 5 Olympics.

**PICS FROM THE CELEBRITY NASP TOURNAMENT**  
Pictures courtesy of Andrew Swan



**James Swan, NASP Tournament Producer, and Damond Farnsworth**



**A few of the Genesis Compound Bows show by the NASP Kids**





# NASP Demo





A little warm-up



Pre-tournament coaching session



THE CALIFORNIA RIFLE & PISTOL ASSOCIATION BOOTH



**BEFORE**



**AFTER**








**A COUPLE OF HAPPY WINNERS**





**Compound Finger Shooter**



# More Award Winners



## CATHY'S CORNER

Thanks to everyone who helped at the NASP Celebrity Shoot. It was a long day, but well worth it, with funds raised for the National Archery in the Schools Program. No time to rest on our laurels as we have another shoot in 2 weeks.

The **Toy Drive Shoot is December 1** with **set up on 11/30**. Sign up at <https://signup.com/go/bCcAoNo>. Only 2 of the 8 set up spots are filled so far, and 4 of the 14 day of the event spots have been spoken for. Spots are available for Set Up, Take Down, Kitchen, Registration and Photography. This is a great way to get hours and to help get toys to less fortunate children for the Holidays.

### Other Opportunities Available - Please Sign up and Mark Your Calendar

**Arrow Repair Class** presented by Grace Getzen will be held on November 30, 2019 at the Public Session Range from 10:00am until 1:00pm. If you want to be able to repair arrows for the club you must attend the seminar. Once the class is completed you will be able get your required or volunteer hours by repairing arrows. The sign up is posted and I also posted a sign up for interest in a future class in case you can't make this one but want to learn. Sign up at <https://signup.com/go/bCcAoNo>

Rose Hoberg will hold a combined **Level 1 and Level 2 Instructor Classes** on Saturday, January 18, 2020 and Sunday, January 19, 2020 starting at 8:30 am to approximately 1:30 pm. Level 1 folks attend only Saturday, cost is \$85 and must be 15 years of age. Those who want Level 2 attend both days, cost is \$150 and must be 18 old. Classes will be held at the public session range. Let Rose know (and pay) by January 3 so she has time to order the materials. If you need any more info or want to attend contact Rose at [rosehoberg@gmail.com](mailto:rosehoberg@gmail.com). Once you complete the class, get your

Safe Sport Certification, and complete a Background check, you can help at the Public Session on Saturdays.

There are **lanes on the Field Range available for adoption**. Keeping the range shootable, especially in years with lots of rain, takes many people stepping up. Adopting a lane is a good way to get hours even if you cannot work at the range on Saturdays or Sundays. Working to keep a lane clean can be done once per month, in the spring it may need to be done more often. Lanes 10, 11, 17, 18, 26, 27 and the Practice Butts are currently open for adoption. Right now, you need your own tools to take care of a lane but soon we will have a tool locker available. If you are interested let me know or contact any Board Member.

See you at the range,

Cathy Linson  
Required and Volunteer Hours Coordinator  
Conejo Valley Archers  
[cmlinson@yahoo.com](mailto:cmlinson@yahoo.com)  
805-791-5102  
Keep your head up and your heart open





## FOR SALE PROLINE HUNTING BOW \$95



A MID-1990'S PROLINE HUNTING BOW FOR SALE - PROFIT GOES TO CVA JOAD PROGRAM! THIS BOW IS AS IT CAME FROM THE PRO-

SHOP, NOT A DOZEN ARROWS HAVE BEEN SHOT WITH IT, ONLY ENOUGH TO TUNE IT. STATS ARE 41" AXEL TO AXEL, DRAW WEIGHT 55-70 (SET AT APPROX 60#), COMES WITH 9 ARROWS (2216'S AUTUMN ORANGE - 3 ARE CAMO- ALL ARE 29"). INSTRUCTION BOOK INCLUDED - 4 PIN SIGHT & COMPLETE SETUP \$95.00

THIS BOW WAS SET UP AS A FINGER SHOOTER BUT A RELEASE AID CAN BE USED IF A D-LOOP IS ADDED.

THIS BOW WAS PASSED ON TO ME BY THE DEPARTMENT OF FISH & WILDLIFE, THE ORIGINAL OWNER PASSED AWAY JUST DAYS AFTER PURCHASE, IT IS A TOP END BOW OF ITS TIME.

CURTIS 805 750-0478

## AMAZON SMILE

Every month our club receives free money from this program (we received over \$65 dollars last month). Amazon is **tripling the donation amount** to 1.5% when customers make their **first** eligible [smile.amazon.com](https://smile.amazon.com) purchase. This is a great opportunity to increase Conejo Valley Archers' AmazonSmile donations by reminding supporters to shop at [smile.amazon.com](https://smile.amazon.com).

If you do purchase any items on Amazon but haven't yet used Amazon Smile this is a terrific opportunity to do so! Most everything you buy on the regular Amazon site is on AmazonSmile and nothing else changes in regards to your purchases or processes on Amazon.

For additional details about the promotion, visit their promotion [detail page](#).

## BRINGING IT HOME



**Cassie Silverio at the Rancho Park Archers Tourney**

**Whose having fun?**

## Richard Silverio - Doing the Same -



## JOAD – Always on Point

Submitted by Geoffrey Houghton

Under the guidance of Coach Ken Downey, the Conejo Valley Archers Junior Olympic Archery Development has been growing!

JOAD has seen some dynamic growth with some wonderful archers being developed. A little over two years ago, Coach Ken Downey grabbed his quiver, bow and years of experience and applied it to educating young archers. During this time, JOAD has grown from a half a dozen kids to almost 25 on a weekly basis. When asked, Coach Ken will proudly and comically state that he is here to deflate the kid's egos and get them ready for archery tournaments. Coach Ken applies his witty banter, life stories and boisterous humor to create a fun and lively atmosphere that engages the kids, teaches the fundamentals of archery and develops Top Tier junior archers.

Over the last year, Ken has prepped a couple of archers to compete in the State Games as well as the Vegas Shoot. Eleven-year-old, Harley Kenney has been a stand out archer and has competed at several elite tournaments across California and Nevada. Like all sports, Coach Ken touts that practice is needed in order to compete and he provides his students with instruction and skills on how to do so at home, even with limited space or resources.

Every Saturday at 0900, Coach Ken begins the kids with warm-ups and "Story Time with Ken," his weekly dissertation on fun and enlightening events while the kids stretch. After stretches the kids listen for the safety whistles and begin the day's lesson. Ken works down the shooting line providing guidance and form critique with focused areas for each student. The day typically consists of working on form, learning the proper etiquette of tournaments, keeping score and entertaining shoots. These entertaining shoots

consist of balloons at various distances, Kids Vs. Coach, and themed holiday shoots. Recently, the range mats were decorated with a variety of Halloween targets, spooky music and of course candy and treats.



**Rishi Deshpande, JOAD Student Spotlight**

This month JOAD is featuring a Student Spotlight: Rishi Deshpande. Rishi is a 13-year-old resident of Simi Valley attending Hillside Middle School and shoots a 64" Olympic Recurve with a 20# draw weight. His interest in archery started when he attended the CVA public session and thought it was cool. He has now been shooting for a little over a year and half. When asked how he applies what he learns in archery Rishi stated, "...it applies to everyday life. It makes me more focused in class and I can get calmer." He has yet to

attend a tournament but looks forward to his first. What's next for Rishi, "I want to improve my form and get a stronger bow arm." Wise words from a 13-year-old, something that every archer aims to develop.

Stay tuned for further JOAD updates on the kids' tournament progress, Pins and news.



CVA JOAD's growing shooting line (photo courtesy of R. Kenney)



Frivolity on the JOAD Range

## The Value of Involvement

A column for the “Conejo Quiver” by Curtis Hermann, Nov. 2019

Every year the club roster membership swells with new or recently joined members. If you are one of them there is a good chance that you have been approached by a club officer who asks if you would volunteer for some event, office or detail. It may not seem so at first, but this is a good thing and over the long term will provide you with many new friends and great memories.



There is “value of involvement” as a member and it is perhaps just a beginning of where volunteering can take you.

Each year I feel an obligation to inform our new archers or members of what opportunities lay beyond being a member of our wonderful club. Being a member of CVA is an open door to other organizations, memories and experiences.

Now truth be told, I am lazy and don’t always follow through with this self-imposed responsibility, this is just a fact. However, this year was an accumulation of great memories for me, a result of many years of involvement in and beyond the club. It occurred to me that if I shared some of these memories, I might just be a bit more effective at explaining “the value of involvement”, and that there are rewards and memories to be made while promoting archery at various levels of organization.

This last spring while attending a combination conference of the Pope & Young Club’s 36th bi-annual convention and the National Bowhunter Education Foundation (NBEF) 40th anniversary

celebration in Omaha, Nebraska (*I am a member of both organizations,)* a realization of how fortunate I have been to be an active part of these groups began to settle in my mind.

At these gatherings many archers receive all matter of awards, most times for accomplishment in the field, other awards are for service to the archery community, fund raising for scholarships for young archers, etc. I was not a receiver of awards or recognition. I did however spend time with great NBEF friends and fellow bowhunters from Sweden to Alaska, South Dakota to Massachusetts and more.



“Sharing the Journey with the Best of the Best”

I met and spent time with a phenomenal collector of Bear Bows, attended seminars given by top bowhunter and bow maker South Cox, chatted with manufacturers, and in the end even the Secret Service Agent allowed me to shake Donald Trump Jr’s hand when he stopped at our Bowhunter Education booth on his way as our featured speaker. It was then that I began to reflect on just how I

got from being a skinny kid flinging arrows at sage-hen's in the Wyoming sagebrush to participating in the largest gathering ever held of the world's best bowhunters and bowhunter educators. It was a simple journey, as I liked being involved with archers and archery. It was a path that was taken as it came, as I had no goals, dreams or aspirations other than to enjoy the natural world with bow in hand and to share it with like-minded souls.



Curtis – When it all started (eleven or twelve)

In 1953 I joined the Pronghorn Archers of Gillette, Wyoming, a brand-new club, so I was a founding member. I was eleven, and being a “founding member” didn’t register in my mind, what did I know at that age. Three years later with help from our coach and club president I had become the youth state champion for both 1955 and 1956. Then my family was to move to Texas, in response to my leaving, I was voted in as a life member of the Pronghorn Archers. Again, at the time, I gave these events little thought, but today they are some of my earliest and important moments and memories. I realize they set the pattern of my willingness to be involved in any group that was willing to promote archery and bowhunting, it was just the first step of a long and rewarding journey.

So from those humble beginnings, to now in my 77 year, I look back at all the positions held, hours put in, ideas (both good and bad) presented, friends made while attempting to move the archery world forward and realize that it has been a great journey, a journey that has no end and will simply be passed on to another like-minded archer.

There are many archery organizations in which you may join to enhance your archery experience, each one will be dedicated to promoting a style or method of shooting or hunting. It will benefit you to join, get involved and learn from such an organization. There are also some organizations that you may not have a need to join but you should know about and understand just what they do to promote our sport. I would like to discuss some organizations today that have given me more in experiences, memories and friendships than I ever imagined could happen to an archer.

It all starts of course with your local club, volunteering an becoming a member of the board will make you aware of the relationship between the club and the state organization. In our case that is CBH/SAA or California Bowman Hunters / State Archery Association.

Once you represent your club at a state archery association meeting you become aware of the relationship of the state archery association with the national archery organization (in our case that is the NFAA or National Field Archery Association), its relationship with the state's Department of Fish & Wildlife and with bowhunter education or the NBEF or National Bowhunter Education Foundation. In each of these positions you will meet people, make friends, and expand your experience and understanding. Somewhere along this progression you will gravitate in one direction or another toward a niche that fits you. Once you settle in to your niche many new adventures begin!

The NBEF came to our club in 1983. Walt Powell from the Pasadena Roving Archers, put on the first bowhunter education class. I signed up and after the class, and volunteered as an instructor. I think early on I felt that this is where I belonged. It is hard to imagine that event of thirty-six years ago lead to ten years on the board of CBH/SAA as State Chairman of Bowhunter Education, which lead to ten years as a columnist for the National Bowhunter magazine and then to a regional coordinator position over seven western states for the NBEF, but it did and here I am working a conference in Omaha! I think the kid from Wyoming is feeling very blessed.

Was it all worthwhile? You bet it was, and I wouldn't trade it for anything. The memories would fill volumes, that is if I could put them all together in a column like this one. I encourage you to give it a try as the "value of involvement" is "the enrichment of life" and that is a "Win, win" in anybody's book!

Till next month,  
Curtis



## PICS FROM THE CVA AWARDS BANQUET



**CVA BOARD SERVING UP THE GRUB**









**SCOTT BRINGING THE MEMBERSHIP UP TO DATE**



## CLUB TOURNAMENT NEWS

John Downey, Tournament Chairman

Yes, it came down to the last shoot of the year again to see who would be the Club Champion. Oscar Melendez repeated his run for the gold again to pick up the championship. A number of our Range Record trophies were also decided at this last shoot. It is always fun to see who raises to the challenge.

**NOTE:** The first club shoot of the new club year that counts is November. Everyone will start out with a fresh slate, and will pick up their first handicap score on their third club shoot, which will be January for most folks.

So, make plans to get out there and give Oscar & Tom some competition.

John Downey  
Tournament Chairman

### Result of the Last Shoot of the Club Year – September 22, 2019

NAME	HSCORE	SCRATCH	DIVISION	STYLE
Amelie Leviant	575	377	Y	FS
Scott Leviant	561	435	A	FITA
Oscar Melendez	552	518	A	FS
Charles Neace	544	506	A	FS
Terry Marvin	541	482	A	FS
Jim Collins	540	437	A	BHFS
Nathan Collins	527	338	Y	BHFS
Tom Swindell	500	238	GA	TRAD
James Stankovich	477	230	GA	LB



**JUST A FEW OF THE DREAM CATCHERS PREPARED BY  
BONNIE, CHER & THEIR HELPERS**

### CLUB TROPHY CHAMPION – OSCAR MELENDEZ

NAME	HSCORE AVG	STYLE
Oscar Melendez	559.2	FS
Charles Neace	556.6	FS
Terry Marvin	549.0	FS
Jim Collins	547.6	BHFS
Kurt Hoberg	545.0	FITA

### CLUB TRADITIONAL CHAMPION - TOM SWINDELL

NAME	HSCORE AVG	STYLE
Tom Swindell	507.2	TRAD
James Stankovich	505.4	LB
Joe Cavaleri	485.8	LB
Tom Sheppard	343.8	TRAD
Bob Bombardier	328.8	LB

### PERPETUAL TROPHY CHAMPION - OSCAR MELENDEZ

NAME	TOTAL	STYLE	AVG
Oscar Melendez	5173	FS	517.3
Charles Neace	5150	FS	515.0
Norman Rice	4983	Mixed	498.3
Terry Marvin	4817	FS	481.7
Jim Collins	4090	BHFS	409.0
Scott Leviant	4011	FITA	401.1

### GOLDEN AGER CHAMPION – NORMAN RICE

NAME	HSCORE AVG	STYLE
Norman Rice	546.3	BHFS
Tom Swindell	517.0	TRAD
James Stankovich	512.0	LB

### RANGE RECORD TROPHIES

Proud winners of one of our “Engraved Signature Trophy Knives”

NAME	DIVISION	SCRATCHSCORE	STYLE
Cher Riggs	A	413	FITA
Jaiden Jockisch	C	199	TRAD
Amelie Leviant	Y	377	FS
Jim Collins	A	437	BHFS
Kurt Hoberg	A	468	FITA
Oscar Melendez	A	538	FS
Bob Bombardier	A	140	LB
Robb Ramos	A	129	TRAD
Norman Rice	GA	495	BHFS
Norman Rice	GA	510	FS
James Stankovich	GA	297	LB
Tom Swindell	GA	264	TRAD
Nathan Collins	Y	352	BHFS

Keep stick’n them pointy ends in the target.

John Downey  
Tournament Chairman

## ADOPT-A-TARGET (CVA Roving Range)

Most of our target lanes have been adopted. If interested in adopting one you can contact one of the Board Members.

Jbd

Target	Distance	Adopter
1	35 yrd. fan field 36 yrd fan hunter	Ben Shirley
2	30 yrd. field 32 yrd hunter	Ben Shirley
3	20 yrd. field 19 yd walk-up hunter	Tom Sheppard
4	35 ft. walk-up field 11 yrd hunter	Cher Riggs
5	80 yrd. walk-up field 70 yrd. walk-up hunter	Norm Rice
6	25 yrd field 28 yrd. fan hunter	William Bachellar
7	55 yrd field 53 yrd walk-up hunter	Jim Collins
8	45 yrd walk-up field 44 yrd hunter	Jim Collins
9	15 yrd. field 15 yrd. walk-up hunter	Ron Riley
10	65 yrd. field 64 yrd. walk-up hunter	
11	40 yrd field 40 yrd. Hunter	
12	60 yrd field 58 yrd. walk-up	Jackie Rice
13	45 yrd field 23 yrd. walk-up hunter	B. McReady
14	50 yrd. field 48 yrd walk-up hunter	Mike Chase

15	45 yrd. walk-up field 44 yrd. hunter	Ruth Haskins
16	50 yrd. field 48 yrd. hunter	Tom Sheppard
17	20 yrd field 19 yrd. walk-up hunter	
18	80 yrd. walk-up field 70 yrd walk-up hunter	
19	55 yrd. field 53 yrd. walk-up hunter	Wayne Williams
20	25 yrd. field 28 yrd. fan hunter	Wayne Williams
21	35 yrd. fan field 36 yrd fan hunter	Phil Bruno
22	30 yrd. field 32 yrd. fan hunter	Phil Bruno
23	35 ft. walk-up field 11 yrd. Hunter	Charles Shaw
24	45 yrd. field 23 yrd. walk-up hunter	Derek Lyneis
25	65 yrd. field 64 yrd. walk-up hunter	
26	60 yrd field 58 yrd. walk-up	
27	15 yrd. field 15 yrd. walk-up hunter	
28	40 yrd. field 40 yrd. hunter	Dennis Smith
	20 yd practice butts running pig	



## YOUR CVA OFFICERS

President <a href="mailto:president@cvarchers.com">president@cvarchers.com</a>	<b>Kurt Hoberg</b>	(805) 552-9934
Vice-President <a href="mailto:vicepresident@cvarchers.com">vicepresident@cvarchers.com</a>	<b>Bonnie Marshall</b>	(805) 379-8721
Secretary	<b>Scott Leviant</b>	(818) 477-2814
Treasurer	<b>Cher Riggs</b>	(805) 368-7466
Board Members	<b>Cathy Linson</b> <b>Lee Glaser</b> <b>Mike Keena</b> <b>Bill Davis</b> <b>Kevin Cloepfil</b>	(805) 791-5102  (805) 527-4585  (805) 390-1059
Range Captain		
Target Chairman	<b>Kevin Knebel</b>	(805) 390-1059
3D Range Captain	<b>Bryan Tanger</b>	(805) 915-7347
Publicity Chair	<b>David Jockisch</b>	(805) 217-1356
Editor / Tournament Chair	<b>John Downey</b>	(805) 527-4894
<b>CVA Answering Service</b>		<b>(805) 328-4721</b>
Past-President & whatever we need him to do guy	<b>Clark Pentico</b>	(805) 630-1749

## FRIENDS OF CONEJO VALLEY ARCHERS



**805.581.1671**  
2150 Agate Court • Simi Valley, CA 93065

# CONEJO QUIVER

November & December 2019 Issue



The **January 2020 Club Shoot and General Membership Meeting (at 11:30 am)** will be held on **Sunday January, 2020**, per our normal schedule.

## FROM THE EDITOR

John Downey, Editor

Welcome to the December issue of the Conejo Valley Archers Quiver Newsletter.

All of our irregulars (Kurt, Bonnie, Kathy, Curtis, and your truly) are back on hand this month with an offering. Joining us this month is Treasurer Scott Leviant (aka Amelie's Dad) with more info on the upcoming CVA Spring Classic.

Curtis has an interesting column this month on building arrows (actually the first of several articles). The whole series should be quite informative (Curtis, don't forget to cover footed arrows 😊).

We also have scores from the last two club tournaments (I am missing a few scores at the time I'm putting the finishing touches on this newsletter, but we'll update it next month) as well as a few pics from around the range, including the December Spark of Love Tournament (we'll have more photos from this next month as well).

I hope to see you around the range, so keep stick'n them pointy ends in the target.

John Downey  
Editor



## FROM THE DESK OF THE PRESIDENT

Kurt Hoberg, President

### CVA Tournaments and Range News

Over the last month we've had quite a few events on our range.

We hosted the NASP (National Archery in the Schools Program) Celebrity shoot in November. Proceeds from this event go to the NASP organization to further the sport of archery with the county's youth. If you are interested in learning more about NASP, their WEB site is a great resource.

<https://www.naspschools.org/>

CVA was the hosting club for the event, while there was a Production Company that took care of the rest of the scheduling, prizes, and other aspects of the tournament. While the shoot didn't have the Hollywood attendance that was originally hoped, we did have a great deal of fun, met a bunch of new archers, and had NASP kids out from San Diego to shoot. Some of these kids had never done a Field or 3D shoot, and the feedback I got from them was overwhelmingly positive. Pictures of the shoot can be found here: <https://www.facebook.com/snowgooseproductions/>

We also had our Toy Drive Charity shoot in December, where we gathered 80 toys for charity. This is always an enjoyable shoot as it is paper novelty and 3D, with the tournament fee being an unwrapped toy valued at \$15. We got lucky as the rain stopped for the shoot, and oddly enough the range was not as muddy as expected. Thanks for everyone that rallied at the last minute to help, as we almost had to cancel due to a lack of volunteer assistance. Way to go CVA!



I'd like to thank Grace Getzen for hosting an arrow-building seminar last month. The Public Session is hard on arrows so we need people to be trained to correctly repair arrows so we have the equipment to run the program. Thanks everyone for taking the time to get trained!

I'd like to mention to the membership if there is a tournament being hosted at the club, the range is closed to club shooting unless specifically stated by the Board. If you have time to come to shoot while a CVA tournament is being held, you have time to shoot the tournament or volunteer. Our club is only as strong as our members so we need everyone to help by either participating in CVA events or volunteering. Please support your club so we can continue to have our facilities for all of us to enjoy.

#### **Public Session Parking - REMINDER**

Due to the public driving onto our Field Range during the Saturday Public Session, we have a rope that we pull across from the Bulletin Board to the kitchen to keep the public out. This rope has some new signage added, stating NO PARKING.

Please do not park against the rope during the Public Session hours as your car blocks access to the range for club members, and more importantly blocks the county mandated fire lane.

Do not park against the rope!

#### **Tournament News**

CA Archery scheduling is changing; the state is using the USA Archery WEB site to schedule tournaments. Browse to <https://www.usarchery.org/events/find-an-event> to find and schedule out the event of interest.

Currently the following tournaments are scheduled with registration open. Check back often as tournaments are being added.

- State Indoor and JOAD Indoor in Tulare CA
- USA Indoor Nationals and JOAD Nationals, various locations
- CA C.O.R.R. Olympic Round Robin in Long Beach
- State Outdoor in Long Beach CA
- Desert Open and CA Duel Team Trials

CBH Tournaments are scheduled as well; please check the CBH WEB site (<https://www.cbhsaa.net/EventCalendar>) for schedules:

- CBH State Indoor 450 round – various locations
- State Traditional – Verdugo Hills

#### **Field Range**

We are still looking for a Field Range Captain.

If you are interested, please reach out to me or contact any board member.

#### **Field Range Captain (Vacant)**

- Coordinate with the Field Target Chair to be sure that the Field Range has targets
- Verify hay bales are shoot-able
  - Order hay bales as required
  - Band hay bales - coordinate work parties to do so
  - Place hay bales as needed - coordinate work parties
  - Verify materials (banding and clips) are available and work with the BOD to order any/all materials as needed
- Meet deliveries at the range as schedule permits. Work with the BOD to schedule a club member to meet deliveries as required.



- Be present at BOD and General Meetings as schedule permits. When attendance is not possible, provide a written report via email prior to the BOD meeting.
- Verify range shoot-ability, weed abatement.
  - Be the Point of Contact for Range Beatification Days, record and verify Club Member work hours during work activities on the Field Range.
  - Work with lane adoptees to maintain their adopted lane(s)
  - Maintain the list of adopted lanes. Work with the BOD to communicate any changes to the list
  - Schedule work parties as required for weed abatement if necessary beyond the normally scheduled Range Beautification Days
- Work to keep the Tool and Target bins clear, clean, and organized

### JOAD / Adult Achievement Pin Program

This month we have one Adult shooter that has earned pins, congratulations!

- **Matthew Ivie**, shooting Compound, 2<sup>nd</sup> pin, Adult

### Range Security

Please keep your driving speeds down when going through the park. There can be and often are children in the area, and the spot just past the restrooms/showers near the play equipment is always where they seem to dart out onto the road. Stay safe and drive slowly. There is no reason to drive fast in the park.

As I do every month, I would like to remind all members to close and lock the CVA gate behind you when you enter the range and be sure to secure and lock the gate when you leave, this includes both the


main range entrance and the gate to the Tournament Range. I've lost count the number of times I've personally secured the gate during the weekend and weekdays. We have had vandalism occur – keeping the range secure helps keep the possibility down.

All club members, please be sure to do your part to secure our range.

See you on the range!

Your President,  
Kurt

Remember, archery is easy. Shoot a 10, do it again!



## From the Desk of the VP

Bonnie Marshall

Congratulations to our November and December Anniversaries!

48 Years	Gale & Hilda Fowler
30 Years	Daniel Dix
15 Years	Gary White
10 Years	Steve Price
8 Years	John/Miles Gould
6 Years	Byron Kirk
6 Years	Ken Downey
6 Years	Joseph San Roman
5 Years	James Stankovich
3 Years	Kate Styers
3 Years	Oscar Melendez
2 Years	Gregg Walker
2 Years	Larry Price
1 Year	Marc Alabanza and Family
1 Year	Geoffrey Houghton and Family
1 Year	Chris Chrisman
1 Year	An Wang



## Range Sightings



Ben Shirley surprised all his “Traditional” buddies with a delicious bear meat stew picnic by target 11!

## AMAZON SMILE

Every month our club receives free money from this program. Amazon is **tripling the donation amount** to 1.5% when customers make their **first** eligible [smile.amazon.com](https://smile.amazon.com) purchase. This is a great opportunity to increase Conejo Valley Archers' AmazonSmile donations by reminding supporters to shop at [smile.amazon.com](https://smile.amazon.com).

If you do purchase any items on Amazon but haven't yet used Amazon Smile this is a terrific opportunity to do so! Most everything you buy on the regular Amazon site is on AmazonSmile and nothing else changes in regards to your purchases or processes on Amazon.

For additional details about the promotion, visit their promotion [detail page](#).

## Scott Leviant on the CVA Spring Classic

Greetings fellow CVA members.

I've been the CVA Secretary for a little over a year now. But, aside from attending to my specific obligations as an Officer of the club, I haven't had anything of major note to announce. Until now. As part of my big announcement, I need to ask for your help.



First, some historical context is in order. When Clark Pentico moved out of the area, CVA lost its Tournament Director for the annual event known as the Pacific Coast Archery Festival. And, while I had thought for some time that I would like to be involved in tournament management, stepping into Clark's shoes was a big decision. However, after many months of consideration, and with 2020 rapidly approaching, I jumped into the deep end and just offered to serve as the Tournament Director for the Pacific Coast Archery Festival...with no prior tournament administration experience. Right.

The event previously known as the "Pacific Coast Archery Festival" is now known as the 2020 Conejo Valley Archers Spring Classic ("CVA Spring Classic"). As in years past, the CVA Spring Classic is a two-day archery festival that offers participants the opportunity to shoot in any or all of three distinct tournaments: an American 900 Round, a 3-D Round, and a NFAA Field Round. But we are upgrading a lot more than just the name of our event. This year, we are offering prize money open classes for men and women in each of the three separate tournaments that make up the two-day CVA Spring Classic, with a minimum guaranteed total prize money pot of \$2,100 (at last check, the prize money pot is up to \$2,600). And, if you are a

returning competitor, rest assured that we will still have all of the non-money divisions offered in years past.

I am using the CVA Spring Classic as a chance to improve upon CVA's tournament administration tool set. You can now pre-register by submitting your pre-registration form by email to [CVASC@CVArchers.com](mailto:CVASC@CVArchers.com). And, more importantly, pre-registration payments can be submitted through PayPal. Just use PayPal to send your payment to [CVAPay@CVArchers.com](mailto:CVAPay@CVArchers.com). If you take advantage of the early registration and payment options, discounts are available, including a discount for pre-registering by February 29, 2020, and a bigger discount for pre-registering **and** then paying through PayPal by February 1, 2020. As we learn what works, we will implement PayPal pre-registration payments for other tournaments.

Now that you know the *what* of that with which I need help (the CVA Spring Classic), I need to tell you *how* you can help. The CVA Spring Classic needs the support of sponsors. I am working to involve major archery equipment companies, but we need more sponsorship support. If you work for a business that would be willing to sponsor the event, make that pitch. Sponsors will receive recognition on the event webpage at [CVArchers.com](http://CVArchers.com), and they will receive promotion at the CVA Spring Classic, including through signage indicating sponsorship of lanes or targets at the event. If you are the owner of a business, then make the pitch to yourself, approve it, and sponsor the CVA Spring Classic. The donations of sponsors will offset expenses for range grooming, premium food options, and high-quality awards. In addition, sponsorship funds will increase the size of the money class prize money pot. If you have questions about sponsorship opportunities, email or call me. My contact information is on the event flyer included in this edition of the Quiver.

# Conejo Valley Archers Spring Classic

March 7-8, 2020

Three Archery Tournaments in One! *Thrice* the Challenge! *Thrice* the Fun!

NFAA Field Round • 3-D Round • American 900 Round

With **Open Money Classes** (M/F) for *Each* Tournament! **At Least \$2,100 in Cash Prizes!**



Schedule	Saturday (7th)	Sunday (8th)
Registration Opens	7:00-8:30	7:00-8:00
Ranges Open: 3D and 28 Field	7:30-4:30	7:30-12:30
900 Round — Practice Round	8:30	8:30
900 Round — Start	9:00	9:00
Score Cards Due	4:30	2:00
Awards		2:30

In addition to sponsors, the CVA Spring Classic needs volunteers, and the more competitors we attract, the more volunteer help will be needed. If you are not planning to shoot all three tournaments at the CVA Spring Classic (and you really should be thinking about participating in at least one), some volunteer assistance will be greatly appreciated by your club, your fellow club members, and the visiting competitors (who will appreciate attending a well-run event). Volunteer opportunities will be coordinated through Cathy Linson, so read her emails instead of immediately hitting the delete button.

As not what your club can do for you; ask what you can do for your club. I look forward to seeing you shooting and/or working at the CVA Spring Classic.

Scott Leviant, Tournament Chairman CVA Spring Classic



From last year's Pacific Coast Archery Festival

Shoot one, two, or all three Tournaments over two days.  
Shooting Styles: Compound, Traditional, and FITA Recurve

American 900 Round	3-D Round	NFAA Round	Entries and Extras	Fees
5 ends of 6 arrows/dist.	25 targets	28 targets	<b>First Tournament</b>	(non-money class)
4 minutes per end	Unmarked yardage	Marked yardage	Adult/Senior	\$30
122cm targets (5-ring option)	No Range Finders!	4 arrows per target	Young Adult (15-17)	\$25
3 yardage distances:	2 arrows per target	5-4-3 scoring	Youth (12-14)	\$20
⇒ Senior 40-50-60y	Traditional: 33y max	Money Classes Shoot Adult Compound Stakes And Uses 6-5-4-3 Pro Scoring (X=6)	11 & Under	\$15
⇒ Adult 40-50-60y	Compound: 50y max		<b>Second Tournament</b>	\$15
⇒ Y.A. 40-50-60y	Cub/Youth: 25y max		<b>Third Tournament</b>	\$10
⇒ Youth 30-40-50y	Money Classes Shoot Compound Stakes and <b>cannot purchase Mulligans or a Doe Tag</b>		<b>Family Max</b> <sup>a</sup>	\$125 <sup>b</sup>
⇒ Cub 10-20-30y			3D Mulligan (2 Max)	\$1 each
Money Classes Shoot Adult			3D Doe Tag (1 Max)	\$1
			Pre-Register and pay with PayPal by 2/1/20	\$10 off of <b>total</b> fee
			Pre-Register by 2/29/20 and pay Day 1 (3/7/20)	\$5 off of <b>total</b> fee
			<b>All Money Classes</b>	(money class)
			Each Tournament	\$50 <sup>a</sup> (\$150 for all 3 tournaments)
			Pre-Register and pay with PayPal by 2/1/20	\$10 off <b>per</b> toumney (\$40 <b>each</b> after \$10 off)

**Awards for all Divisions in each tournament** (M/F) (Senior, Adult, Y.A., Youth, & Cub)

**Division Champion:** Total Score for all three tournaments (non-money class only)

**Money Classes:** A separate Men's and Women's Open Class for *each* tournament.

Food and beverages available on the range.

RV Park (full hookup) and camping by range at Tapo Canyon Park (reservation strongly recommended): <http://www.ventura.org/inland-parks/tapo-canyon-simi-valley>

Hotel Room blocks at Best Western Posada Royale Hotel & Suites and Courtyard by Marriott Ventura Simi Valley (ask for CVA Spring Classic rate—reserve soon!). Other hotel options available January 2020. See [www.cvarchers.com](http://www.cvarchers.com) for details and updates.

Vendors Welcome! Call (213) 590-6370 to reserve your space.

**Visit:** [www.cvarchers.com](http://www.cvarchers.com) for more information about the tournaments, the structure for the Open Money Classes, and pre-registration instructions.

**Questions?** Call Scott Leviant at (213) 590-6370 or e-mail [CVASC@cvarchers.com](mailto:CVASC@cvarchers.com)

11/12/2019

<sup>a</sup> Family: Parents and minor children

<sup>b</sup> Family Max **not** offered if Money Class entries included

<sup>c</sup> \$20 of each money class entry fee added to Pot

## CATHY'S CORNER

The board has been discussing increasing the required hours for working memberships. If we make a change it would go into effect in October 2020 assuming the membership votes yes.

Basically, the issue is that it takes 6000-7000 hours of work to keep the range up, run the club and put on events. At 12 hours per membership we get about 1500 hours. There are a group of folks who put in more hours that are required but not enough. That leaves a handful of folks working 300-450 hours each year. Burn out is real folks.

We are considering things like increasing all required hours and requiring more hours from family memberships than from single memberships. We are also looking at contracting out the upkeep of the Tournament Range and grants from Cal Fire to pay for outsourcing weed abatement.

If you have any thoughts or ideas, now is the time to speak. Talk to any board member. Something has to change, what we do now is not sustainable.

### Up Coming Opportunities

Rose Hoberg will hold **Level 1 and Level 2 Instructor Classes** on Saturday, January 18, 2020 and Sunday, January 19, 2020 starting at 8:30 to approximately 1:30. Level 1 folks attend only Saturday, cost is \$85 and must be 15 years of age. Those who want Level 2 attend both days, and the cost is \$150, and you must be 18 old. Classes will be held at the public session range. Let Rose know (and pay) by January 3 so she has time to order the materials. If you need any more info or want to attend contact Rose at [rosehoberg@gmail.com](mailto:rosehoberg@gmail.com). Once you complete the class, get your

Safe Sport Certification and complete a Background check you can help at the Public Session on Saturdays.

There will be another **Arrow Repair Class** after the Holidays. Stay tuned for the details. Grace Getzen is a fantastic instructor.

There are **lanes on the Field Range available for adoption**. Keeping the range shootable, especially in years with lots of rain, takes many people stepping up. Adopting a lane is a good way to get hours even if you cannot work at the range on Saturdays or Sundays. Working to keep a lane clean can be done once per month, in the spring and heat rain years it will need to be done more often. Lanes 17, 18, 25, 27 and the Practice Butts are currently open for adoption. Right now you need your own tools to take care of a lane but soon we will have a tool locker available. If you are interested let me know or contact any Board Member.

The Spring Classic is coming in March. Work Opportunity info will be posted sometime in January.

See you at the range,  
Cathy Linson

Required and Volunteer Hours Coordinator

Cathy Linson  
Required and Volunteer Hours Coordinator  
Conejo Valley Archers  
[cmlinson@yahoo.com](mailto:cmlinson@yahoo.com)  
805-791-5102

Keep your head up and your heart open

## JOAD – Always on Point

Submitted by Geoffrey Houghton

December 2019

JOAD – Always On Point



The infamous Postal Carrier creed states, “Neither snow nor rain nor heat nor gloom of night stays these couriers from the swift completion of their appointed rounds.” This quote is directly applicable to the Conejo Valley Archers JOAD. From day 1, Coach Ken instructs the students that tournaments do not halt for weather, unless there are tornados or lightening. With the CVA tournament range being a microclimate of beautiful weather or wind, more wind and then rain, it provides a unique opportunity to train students in various climate conditions. Our November edition of *JOAD – Always On Point* found the students training in warm sunny weather, however, in just a few days, December has produced a cold, wet and windy environment. These conditions do not deter our die-hard coach or the students!

With the holidays and indoor tournaments approaching, the CVA JOAD family, have busy weekends ahead. The 2020 State Archers of California Tournament is only a few short weeks away and Coach Ken is preparing a mock-tournament so that kids in their first

competition have an understanding of the process, scoring, team expectations and behavior. A mock tournament is also planned for the Vegas Shoot as many of our JOAD kids will be attending this large event! In addition to tournament prep, the CVA JOAD leadership will be facilitating a holiday shoot and breakfast for the kids. This event will consist of specialized targets that link to wrapped gifts that each child brings. There will be opportunities to “steal” and trade the presents based on how well they shoot. In typical fun fashion, the rules are developed the day of the event! JOAD parents will be sent a sign-up list for breakfast ingredients and materials.

December Student Spotlight is Harley Kenney.



Harley, one of the senior members of CVA JOAD, is an eleven-year-old resident of Simi Valley. She has been shooting at CVA JOAD for a little over 2 years and found her love of archery after she tried it at a summer camp. Since then, her archery abilities have taken her to 8 different tournaments while shooting an Olympic Recurve with a 20# draw. At Saturday JOAD sessions, Harley is often an example of good form and technique to new archery students. She was recently asked if she has a memory or moment that stands out amongst her 8 tournaments attended. Harley remarked, "Last year at Vegas (Shoot), getting to know others from different states. My target mate was a girl from Hawaii. At the end of the tournament she gave everyone lei's, which was pretty cool." Harley also provided a very insightful point that she has learned from archery, "...from JOAD, I have learned that we are all different and we all have our own ways of doing stuff, we are all [in archery] because we like the same sport and it helps with learning to be patient." Harley continues to focus on improving her form and lastly noted that archery, "...is more competitive than you might think!"

From all of us at Conejo Valley Archers JOAD, we want to wish everyone a Happy Holidays and memorable New Year. 2020 will bring new challenges and new students and we look forward to shooting side-by-side with our colleagues and friends. It is with sincere gratitude that we thank the Conejo Valley Archers for

providing us a place to shoot and instructing young archers. Thank you to Ken Downey for always providing our kids with instruction, insight and humor. Thank you to the parents for providing for their children and supporting the love of archery. HAPPY HOLIDAYS!



***We take our archery very seriously!***



Shooting in the rain!



A muddy shooting line doesn't stop these kids!



Great group, Jack!

**Celebrity Archer of the Month**



**Recognize this archer? - Chris Pratt from Guardians of the Galaxy**



## A Few Pics from the Spark of Love Tournament



Rose Hoberg and Number 1 Son Kyle



## CRAFTING THE PRECISION MADE ARROW

A column for the "Conejo Quiver" by Curtis Hermann, Dec. 2019

### PART ONE OF THREE

Learning the value of crafting the precision-made arrow must be one of the most difficult lessons in archery, at least if you measure it by the number of archers that actually practice the craft. If I estimated that one in a hundred archers actually crafted a top end arrow, I would be very generous indeed, especially in this era of "factory made-everything".



If you are consistently shooting "golf ball sized groups" at 40 yards, well perhaps you should be the one writing this column. If however, you are shooting softball sized groups at fifty and sixty yards, instead of baseball sized groups, then perhaps a few pointers here might be of some help in reducing your group size. You see the purpose of crafting the precision-made arrow is to take your accuracy to the next level! Side effects are, increased confidence, improved focus on form, and more enjoyment of archery!

Robin Hood understood this, archers for a thousand years before him did as well, as did Howard Hill (the world's foremost archer). Yahi Indian, Ishi, understood this as well, having reportedly said "Any stick will work for bow but it is arrows that kill deer". It was from the above sources that I began to learn the value of the well-made or precision crafted arrow. Howard was my hero as a young man and I absorbed everything he wrote, here was his method. Howard bought only premium Port Orford cedar shafts by the gross (that's 144), out of this 144 he would straighten, weigh and spine test them in groups and select the best five dozen. The rejects were sold to the nearby archery shop. Of these approximate

five dozen he would again straighten, weigh, sand and spine test them into tighter groups in hopes of ending up with the best three dozen (all within one or two grains of each other and two to three pounds of spine). One dozen (the very best) would become tournament and trick shooting arrows, the second dozen for hunting and the third dozen went into the rabbit arrow box. All of these three dozen arrows were far superior to the arrows the average archer was shooting. (Perhaps that is why Howard won 197 field archery tournaments in a row without a second place among them.) The two-dozen left over were used for customers to use in his shop to test shoot some of his bows. This method was well beyond my financial resources, I had to be satisfied with the purchase of two dozen shafts and I had to use them all. Fortunately, the local shop was our neighbor and he allowed me to spine test, weigh and straighten shafts in the shop all afternoon and pick out my two dozen.

Today's arrow components are far superior in strength, straightness and more closely matched in spine and weight than Port Orford Cedar. You can purchase factory made arrows superior in all aspects to what I (or Robin Hood or Howard Hill) could build in the old days. That being said: to take your accuracy to the next level still requires the same attention to detail in the manufacture of arrow components that can rarely be found in a factory-made arrow or found on a pro-shop shelf. ***You must take charge with the zest of a perfectionist and build them yourself!***

So, lets us get into the tools, the techniques and a little inside info into the making of a better arrow that will improve your score and your archery life.

1). In arrow making, straightness is primo, straightness today comes in several groups, perfectly straight to 2, 3 - 5 and 5 - 6. You are interested in 2 or better for tournament and 3 for hunting, 5-6 go into the rabbit arrow box. Yes, you can buy these where it says on the box the straightness rating your looking for, but that is only

the starting point. I use an Arizona arrow straightener that will read in thousands of an inch over a ten inch span, so I must test each shaft in three sections (middle and each end), better or at least easier machines are made today by Ram, Easton or Bear Paw that can read over a 28" span. The point is that most shafts will have a little wobble at the ends and once in a while in the middle, you will trim off the end with the most wobble or a little off each end (it's a judgement call), if it wobbles in the center, then the rabbit arrow box is in order. Hint: always clean the rollers on your machine so that no specks of dust remain to give you a false reading, I use 90% rubbing alcohol.

*Now I can hear some of you say "I can't tell the difference in my score between a 2 arrow and a 5 arrow!," I hear you, and it certainly seems that way, but look at it this way, when that win is one arrow inside the line as opposed to that one arrow outside the line, my bet is on the 2 or better arrow to win!*

2). With the same machines above you can read the arrow spine deflection. Spine deflection is the amount an arrow bends or flexes in tenths of an inch underweight. The Archery Manufacturers Association (AMO) uses a 1.94-pound weight in the center of an arrow spanned across 28 inches. So, a 500 spine flexes 5/10's or 1/2", a 400 - 4/10's, a 300 -3/10's, etc. I use a spine tester originally designed for wood arrows, so I must adjust some, fortunately experience has taught me how. You are going to look for two things: (1) each shaft must be within a few thousandths of an inch from the manufacturers stated spine rating, and more importantly, (2) you're looking for very little difference in spine deflection around the circumference of the entire shaft.

*Use a silver sharpie to mark the spot on each shaft closest to the desired spine reading, you will then use this marking to align your cock feather when fletching. Carbon or aluminum are both*

*natural materials, even though they have been highly processed they will have variances, our job is to minimize those variances.*

*There are three other ways to do this: (1) Use a shooting machine and test for dynamic spine (sadly I don't know of anybody with a shooting machine), (2) Bathtub float test, apply a nock to each end of the shaft, fill the tub with 6" of water, add a little Dawn Dish Soap to make the water slick, place the shaft in the water and spin, when it settles the heavy or stiff side will be down or at 6 o'clock, the light or weak side will be up at 12 o'clock. This will only tell you the weak and stiff side of the arrow, but not how stiff or weak from arrow to arrow. (3) If you are a real consistent shot (golf ball sized groups at 40 yards) you can nock tune arrows by shooting "numbered" arrows and noting any arrows that are not grouping right. This is where we twist the nock and shoot again (an again), and continue until it joins the group. This is similar to using a shooting machine, except you are using form instead of a machine to verify dynamic spine (how the arrow flexes during launch).*

3). Matching shaft weight: It is true that most archers cannot tell the difference in the flight of an arrow over sixty yards that may vary as much as ten grains from one shaft to the next shaft, that being said we are trying here to raise the standard of what is acceptable in a matched set of arrows. Gravity is a constant, so we know an arrow that weighs ten grains more is going to drop an imperceptible amount over a 60-yard span, is it a 1/2", a 1/4", an eighth inch? I don't know? My thought is, if it is 1/8" below the spot and it is 10 grains heavier than the arrow in the spot, then we have just lost a point unnecessarily. So, what changes when you tighten the variables, is a slight increase in confidence. Just knowing how close your arrows are matched means you know your groups are going to tighten and you have that advantage over the next guy.

So, the goal here is to get a completed set of arrows that will not vary more than 2-3 grains over a dozen. To reach that goal we must start with shafts that are very close in weight.



### Arrow making tools for part 1

1. Cut Off Saw (straddling note pad & pen)
2. Digital Weight Scale with block & rubber band (left of saw)
3. Arizona Straightener (upper left) used to check straightness and wobble at shaft ends)
4. Spine tester (behind note pad) to check spine (flex) around the diameter of shaft as well as shaft to shaft.
5. Silver Sharpie (not shown) for marking the point where spine desired is found on shaft.


Almost everybody today uses a digital scale, they are accurate, inexpensive and compact. In addition to a scale you will need a trough or a rubber band and the weight of these must be subtracted

from the read out. You can also recalibrate the scale to zero with the trough or rubber band on the scale and skip the math.

Most carbon shafts are very close in weight so adjustments are small and may only require a little sanding on the ends or the removal of a 1/16th inch or so with your cut off saw. I always find the balance point on the shaft by laying it across my index finger, then I pick up the shaft at the balance point and center it on the trough or rubber band on the scale. Keeping a list of the weight of each shaft is important as we will adjust total arrow weight by selecting carefully the components that we add to the shaft.

*We will talk arrow cutting technique plus components next month, nocks, vanes, inserts, points and wraps will be covered.*

*Till next month, see you at the range,  
Curtis*



**THREE RIVERS ARCHERY SPINE TESTER**

## CLUB TOURNAMENT NEWS

John Downey, Tournament Chairman

Yes, we have two sets of club scores to present as we are late getting this issue of the Quiver out.

### ***11-24-2019 Club Shoot Scores***

NAME	SCRATCH	HSCORE	DIVISION	STYLE
Oscar Melendez	516	516	A	FS
Chef Robert Bogin	512	512	A	FS
Charles Neace	504	504	A	FS
Terry Marvin	477	477	A	FS
Mark Miller	464	464	A	FS
Norman Rice	438	438	GA	BHFS
Jim Collins	434	434	A	BHFS
Nathan Collins	311	311	Y	BHFS
Tom Swindell	243	243	GA	TRAD
James Stankovich	237	237	GA	LB
Carlos Parada	185	185	A	FS
Joe Cavaleri	111	111	GA	LB

### ***12-22-2019 Club Shoot Scores***

NAME	SCRATCH	HSCORE	DIVISION	STYLE
Oscar Melendez	531	521	A	FS
Charles Neace	506	506	A	FS
Terry Marvin	472	472	A	FS
Jim Collins	397	397	A	BHFS
Nathan Collins	376	376	Y	BHFS
Tom Swindell	244	244	GA	TRAD
Curtis Hermann	232	232	GA	TRAD
James Stankovich	208	208	GA	LB
Carlos Parada	205	205	A	TRAD

You'll notice that no one has a handicap applied to their club shoot yet. That will happen to a few folks on their January scores (those who shot the November, December and January club shoots).

Note: No one qualifies for any to the club trophies yet as well.

Keep stick'n them pointy ends in the target. See you around the range.

John Downey  
Tournament Chairman

## ADOPT-A-TARGET (CVA Roving Range)

Most of our target lanes have been adopted. If interested in adopting one you can contact one of the Board Members.

Jbd

Target	Distance	Adopter
1	35 yrd. fan field 36 yrd fan hunter	Ben Shirley
2	30 yrd. field 32 yrd hunter	Ben Shirley
3	20 yrd. field 19 yd walk-up hunter	Tom Sheppard
4	35 ft. walk-up field 11 yrd hunter	Cher Riggs
5	80 yrd. walk-up field 70 yrd. walk-up hunter	Norm Rice
6	25 yrd field 28 yrd. fan hunter	William Bachellar
7	55 yrd field 53 yrd walk-up hunter	Jim Collins
8	45 yrd walk-up field 44 yrd hunter	Jim Collins
9	15 yrd. field 15 yrd. walk-up hunter	Ron Riley
10	65 yrd. field 64 yrd. walk-up hunter	Brian Carter
11	40 yrd field 40 yrd. Hunter	Brian Carter
12	60 yrd field 58 yrd. walk-up	Jackie Rice
13	45 yrd field 23 yrd. walk-up hunter	B. McReady
14	50 yrd. field 48 yrd walk-up hunter	Mike Chase

15	45 yrd. walk-up field 44 yrd. hunter	Ruth Haskins
16	50 yrd. field 48 yrd. hunter	Tom Sheppard
17	20 yrd field 19 yrd. walk-up hunter	
18	80 yrd. walk-up field 70 yrd walk-up hunter	
19	55 yrd. field 53 yrd. walk-up hunter	Wayne Williams
20	25 yrd. field 28 yrd. fan hunter	Wayne Williams
21	35 yrd. fan field 36 yrd fan hunter	Phil Bruno
22	30 yrd. field 32 yrd. fan hunter	Phil Bruno
23	35 ft. walk-up field 11 yrd. Hunter	Charles Shaw
24	45 yrd. field 23 yrd. walk-up hunter	Derek Lyneis
25	65 yrd. field 64 yrd. walk-up hunter	
26	60 yrd field 58 yrd. walk-up	
27	15 yrd. field 15 yrd. walk-up hunter	
28	40 yrd. field 40 yrd. hunter	Dennis Smith
	20 yd practice butts running pig	



## YOUR CVA OFFICERS

President <a href="mailto:president@cvarchers.com">president@cvarchers.com</a>	<b>Kurt Hoberg</b>	(805) 552-9934
Vice-President <a href="mailto:vicepresident@cvarchers.com">vicepresident@cvarchers.com</a>	<b>Bonnie Marshall</b>	(805) 379-8721
Secretary	<b>Scott Leviant</b>	(818) 477-2814
Treasurer	<b>Cher Riggs</b>	(805) 368-7466
Board Members	<b>Cathy Linson</b> <b>Lee Glaser</b> <b>Mike Keena</b> <b>Bill Davis</b> <b>Kevin Cloepfil</b>	(805) 791-5102  (805) 527-4585  (805) 390-1059
Range Captain		
Target Chairman	<b>Kevin Knebel</b>	(805) 390-1059
3D Range Captain	<b>Bryan Tanger</b>	(805) 915-7347
Publicity Chair	<b>David Jockisch</b>	(805) 217-1356
Editor / Tournament Chair	<b>John Downey</b>	(805) 527-4894
<b>CVA Answering Service</b>		<b>(805) 328-4721</b>
Past-President & whatever we need him to do guy	<b>Clark Pentico</b>	(805) 630-1749

## FRIENDS OF CONEJO VALLEY ARCHERS



**805.581.1671**

**2150 Agate Court • Simi Valley, CA 93065**